

PRODUCT

CATALOGUE

simpleblue

Sliding door systems

simple	10 Frame	4
	Assembly instructions – FALA	8
	Assembly instructions – POLO	10
simple	18 Frame	12
	Assembly instructions – LIBRA	16
simple	18 Board	18
	Assembly instructions – FIESTA	24
	Assembly instructions – FOCUS	26
	Assembly instructions – LIBRA	28
	Assembly instructions – UNO	30
blue	10 Frame	32
	Assembly instructions – FALA	36
	Assembly instructions – POLO	38
blue	18 Frame	40
	Assembly instructions – ERA	46
	Assembly instructions – LIBRA	48
	Assembly instructions – REKORD	50
blue	18 Board	52
	Assembly instructions – ERA	58
	Assembly instructions – REKORD	60
	Assembly instructions – FIESTA	62
	Assembly instructions – FOCUS	64
	Assembly instructions – LIBRA	66
	Assembly instructions – TRIO	68

simple Start	70
Assembly instructions – START	72

Pathway door systems

simple 18 Inter	74
Assembly instructions – INTER	76

simple 18 Galaxy	78
Assembly instructions – GALAXY	80

Additional components	82
-----------------------------	----

Soft-closers	83
Simple MINI	84
Simple CENTRAL	86

simple 10 Frame

Twin track sliding doors
with bottom carriage system

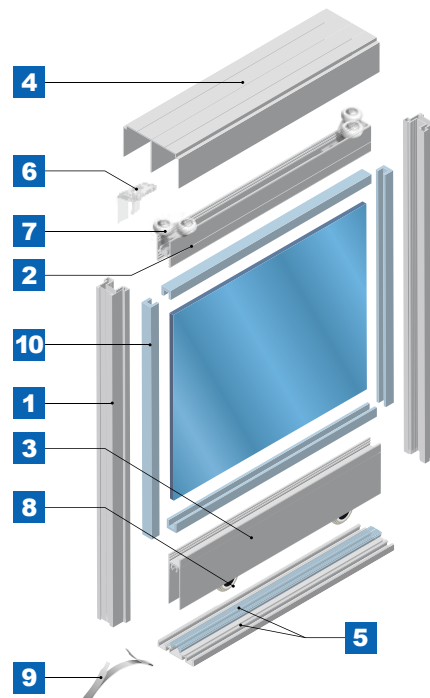


This system is based on a frame construction and is designed for 10 mm board, 4.5 mm glass or 4 mm mirror fillings.

It utilises 2 different handle lines – **FALA** and **POLO**, available in silver and light brown.

The innovative solution here is the fact that the top horizontal profile **SIMPLE 10** is also used as the midrail. This lowers costs without compromising the high quality of the build.


Thanks to the usage of our **narrow SIMPLE** tracks the distance between the door wings is reduced, which means that the space taken up by the system is minimal.



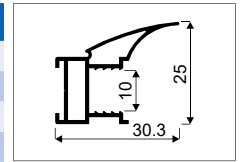
CONSTRUCTION	CARRIAGE SYSTEM		FILLING	LOAD	MAX. HANDLE LENGTH	MAX. TRACK LENGTH
FRAME	TOP	sliding guide	board 10 mm or glass 4.5 mm or mirror 4 mm	35 kg	2.7 m	6.0 m
	BOTTOM	ball bearing carriage				

Handle FALA

BOARD 10 mm GLASS 4.5 mm MIRROR 4 mm




CODE	COLOUR	LENGTH (mm)	COLLECTIVE PACKAGING	PRICED PER	NET PRICE
03806	SILVER	2500	40	item	
03805	LIGHT BROWN	2500	40	item	
03434	SILVER	2700	40	item	
03578	LIGHT BROWN	2700	40	item	

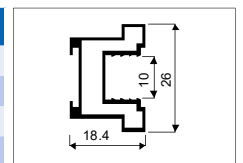


Handle POLO

BOARD 10 mm GLASS 4.5 mm MIRROR 4 mm




CODE	COLOUR	LENGTH (mm)	COLLECTIVE PACKAGING	PRICED PER	NET PRICE
03810	SILVER	2500	40	item	
03809	LIGHT BROWN	2500	40	item	
03433	SILVER	2700	40	item	
03579	LIGHT BROWN	2700	40	item	

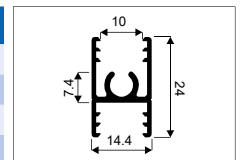


Top horizontal profile/mid-rail SIMPLE 10

BOARD 10 mm GLASS 4.5 mm MIRROR 4 mm

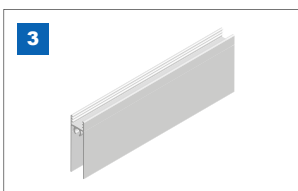


CODE	COLOUR	LENGTH (mm)	COLLECTIVE PACKAGING	PRICED PER	NET PRICE
03755	SILVER	1500	24	item	
03758	LIGHT BROWN	1500	24	item	
03756	SILVER	2000	24	item	
03759	LIGHT BROWN	2000	24	item	
03757	SILVER	2500	24	item	
03760	LIGHT BROWN	2500	24	item	
03580	SILVER	3000	24	item	
03581	LIGHT BROWN	3000	24	item	

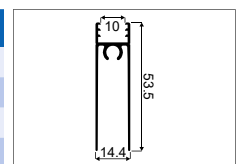


Bottom horizontal profile SIMPLE 10


BOARD 10 mm GLASS 4.5 mm MIRROR 4 mm



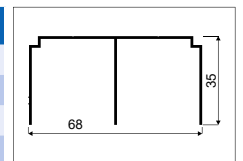
CODE	COLOUR	LENGTH (mm)	COLLECTIVE PACKAGING	PRICED PER	NET PRICE
03746	SILVER	1500	12	item	
03751	LIGHT BROWN	1500	12	item	
03747	SILVER	2000	12	item	
03752	LIGHT BROWN	2000	12	item	
03748	SILVER	2500	12	item	
03753	LIGHT BROWN	2500	12	item	
03582	SILVER	3000	12	item	
03583	LIGHT BROWN	3000	12	item	



Top track SIMPLE



CODE	COLOUR	LENGTH (mm)	COLLECTIVE PACKAGING	PRICED PER	NET PRICE
03715	SILVER	1500	12	item	
03716	LIGHT BROWN	1500	12	item	
03714	SILVER	2000	12	item	
03713	LIGHT BROWN	2000	12	item	
03726	SILVER	2500	12	item	
03723	LIGHT BROWN	2500	12	item	
03400	SILVER	3000	12	item	
03718	LIGHT BROWN	3000	12	item	
03727	SILVER	4000	12	item	
03724	LIGHT BROWN	4000	12	item	
03469	SILVER	6000	12	item	
03584	LIGHT BROWN	6000	12	item	

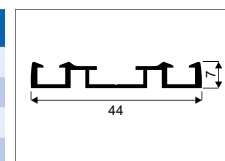


simple 10 Frame


Bottom track **SIMPLE**



CODE	COLOUR	LENGTH (mm)	COLLECTIVE PACKAGING	PRICED PER	NET PRICE
03712	SILVER	1500	12	item	
03711	LIGHT BROWN	1500	12	item	
03710	SILVER	2000	12	item	
03709	LIGHT BROWN	2000	12	item	
03728	SILVER	2500	12	item	
03722	LIGHT BROWN	2500	12	item	
03427	SILVER	3000	12	item	
03717	LIGHT BROWN	3000	12	item	
03729	SILVER	4000	12	item	
03725	LIGHT BROWN	4000	12	item	
03470	SILVER	6000	12	item	
03589	LIGHT BROWN	6000	12	item	



Rubber finishing profile for bottom track



CODE	COLOUR	ROLL LENGTH	PRICED PER	NET PRICE
20233	TRANSPARENT	50 r.m.	running M	

Top carriage positioner **SIMPLE**




CODE	COLLECTIVE PACKAGING	PRICED PER	NET PRICE
20240	1	set (100 pcs)	

Top carriage positioner **FIX** i Recommended screw: Unix 3x13 (code 20096)

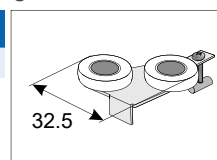


CODE	COLLECTIVE PACKAGING	PRICED PER	NET PRICE
20326	10	item	

Guiding carriage **SIMPLE 10** asymmetric (Set 2 pcs) i For handle FALA. Offer comprises of left and right carriage



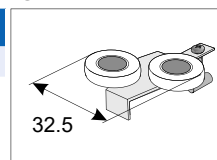
CODE	COLLECTIVE PACKAGING	PRICED PER	NET PRICE
10136	200	set	



Guiding carriage **SIMPLE 10** symmetric (Set 2 pcs) i For handle POLO. Offer comprises of left and right carriage



CODE	COLLECTIVE PACKAGING	PRICED PER	NET PRICE
10137	200	set	



Bottom carriage **SIMPLE** / **BLUE 10V** (Set 2 pcs)



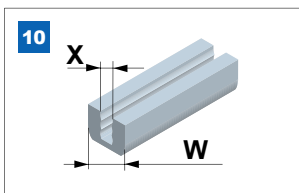
CODE	COLLECTIVE PACKAGING	PRICED PER	NET PRICE
10223	50	set	

Stopper **SIMPLE**



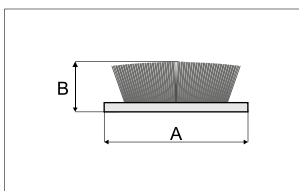
CODE	COLLECTIVE PACKAGING	PRICED PER	NET PRICE
10163	100	item	

Gasket **TRANSPARENT**

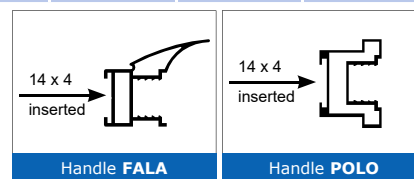


CODE	X (mm)	W (mm)	ROLL LENGTH	PRICED PER	NET PRICE
20031-SV	4	10	100 r.m.	running M	
20032-SV	4.5	10	100 r.m.	running M	


TEXTILE DOOR STOP



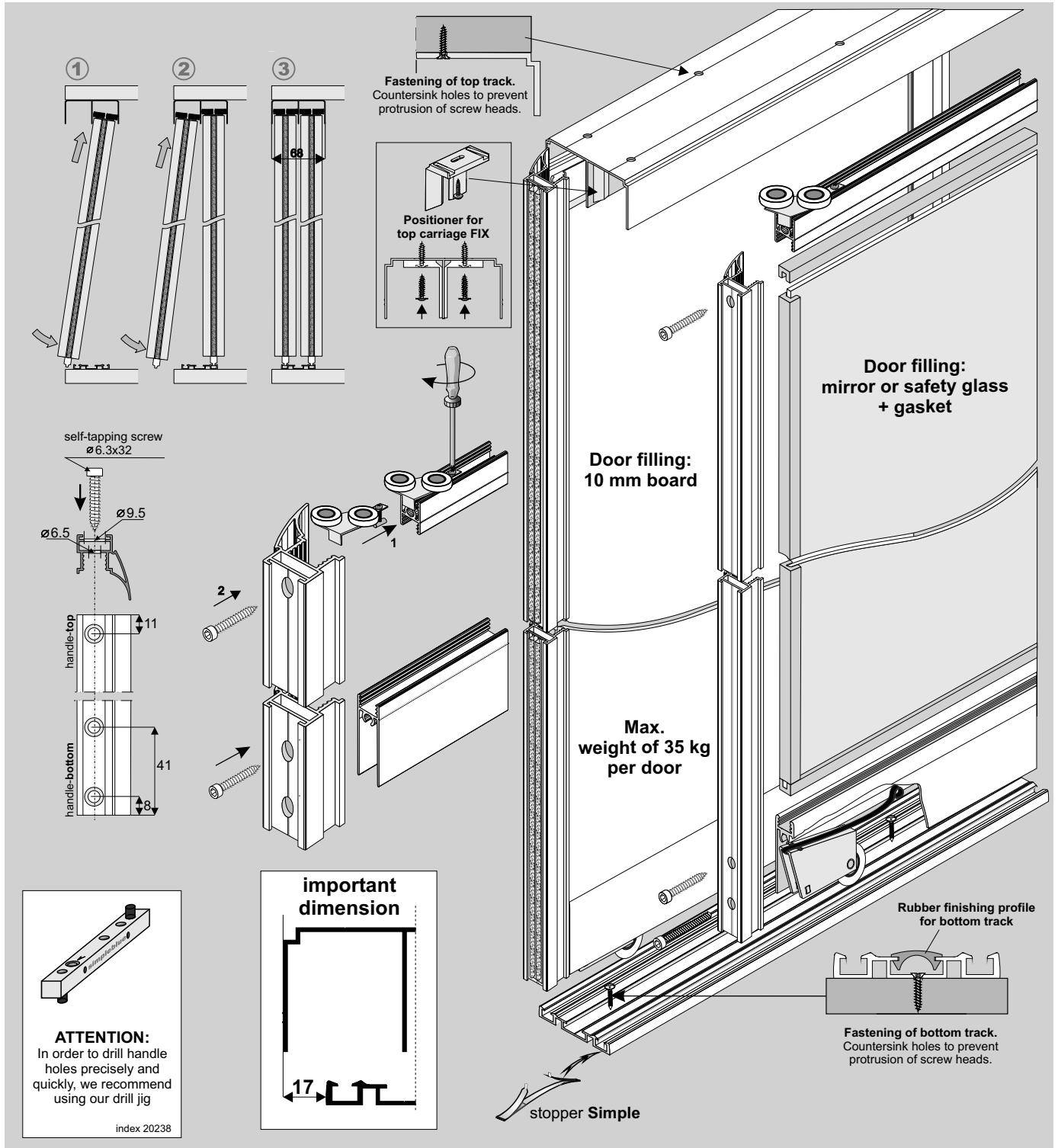
CODE	COLOUR	A (mm)	B (mm)	INSTALLATION	ROLL LENGTH	COLLECTIVE PACKAGING	PRICED PER
20094-SV	GREY	14	4	inserted	200 r.m.	4 rolls	running M
20224-SV	GREY	14	4	inserted	50 r.m.	10 rolls	roll



Screws **UNIX** & **SELF-TAPPING**



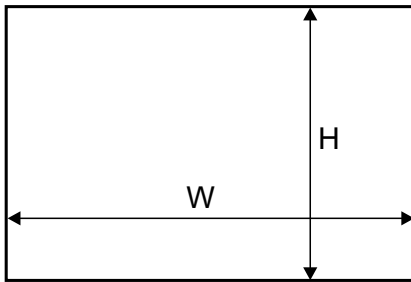
CODE	NAME	DIMENSIONS (mm)	COLLECTIVE PACKAGING	PRICED PER	NET PRICE
20107	COUNTERSUNK SCREW UNIX	3 x 13	20	set (100 pcs)	
20001	SELF-TAPPING SCREW	6.3 x 32	2000	item	



COMPONENTS

<p>Handle Fala</p> <p>textile door stop, inserted 14 mm x 4 mm</p> <p>Length: 2,5 m, 2,7 m</p>	<p>Top track Simple</p> <p>68 mm</p> <p>Length: 1,5 m, 2,0 m, 2,5 m, 3,0 m, 4,0 m, 6,0 m</p>	<p>Bottom track Simple</p> <p>44 mm</p> <p>Length: 1,5 m, 2,0 m, 2,5 m, 3,0 m, 4,0 m, 6,0 m</p>	<p>Rubber finishing profile for bottom track</p> <p>Length: 2,0 m, 3,0 m, 6,0 m, 50,0 m</p>	<p>Gasket 4 mm</p> <p>4</p> <p>10</p>	<p>Gasket 4.5 mm</p> <p>4.5</p> <p>10</p>
<p>Top horizontal profile/SIMPLE 10 mid-rail</p> <p>Length: 1,5 m, 2,0 m, 2,5 m, 3,0 m</p>	<p>Bottom horizontal profile Simple 10</p> <p>Length: 1,5 m, 2,0 m, 2,5 m, 3,0 m</p>	<p>Bottom carriage Simple/Blue 10V</p> <p>(set)</p>	<p>Guiding carriage Simple 10 asymmetric</p> <p>(set)</p>	<p>Self-tapping screw $\varnothing 6.3 \times 32$</p>	

Dimensions of opening



handle length = door height

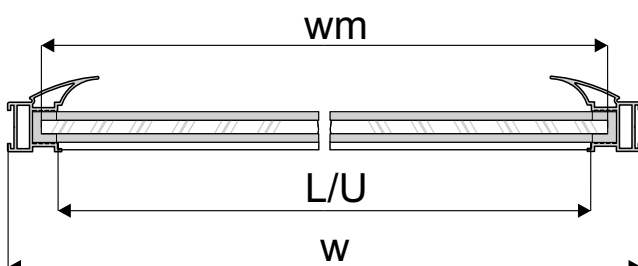
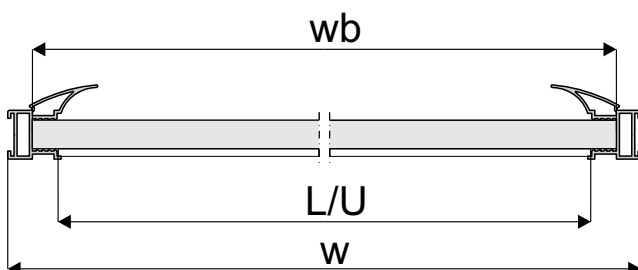
door filling - # 10 mm board, # 4 mm mirror
or # 4.5 mm safety glass

door height	- h	
- without soft-close		$h = H - 33 \text{ mm}$
- with soft-close Simple MINI		$h = H - 39 \text{ mm}$
board height	- hb	$hb = h - 65 \text{ mm}$
door width	- w	$w = (W - 3 \text{ mm} + Z) : N$
board width	- wb	$wb = w - 17 \text{ mm}$
horizontal profile length	- L	$L = U = w - 33.2 \text{ mm}$
upper horizontal profile length	- U	
mirror height	- hm	$hm = hb$
mirror width	- wm	$wm = wb - 4 \text{ mm}$

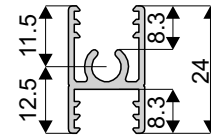
number of doors	- N	2	3
total overlap	- Z	30 mm	60 mm

visual design – 4 wings

	$w = (W + 87) : 4$
	$w = (W : 2 + 27) : 2$

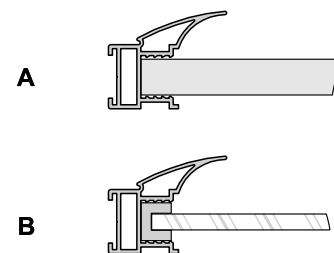


Dimensions helpful during installation of horizontal mid-rails in Simple 10 Frame systems

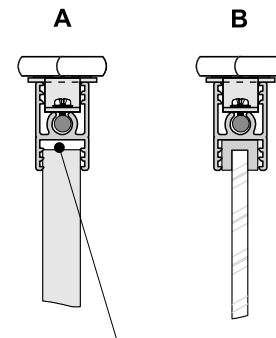


Installation method for fitting 10 mm board (diag. A) and 4 mm mirror or glass (diag.B)

- with handle

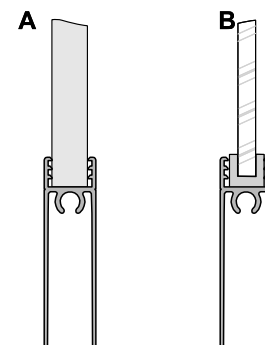


- with top horizontal profile



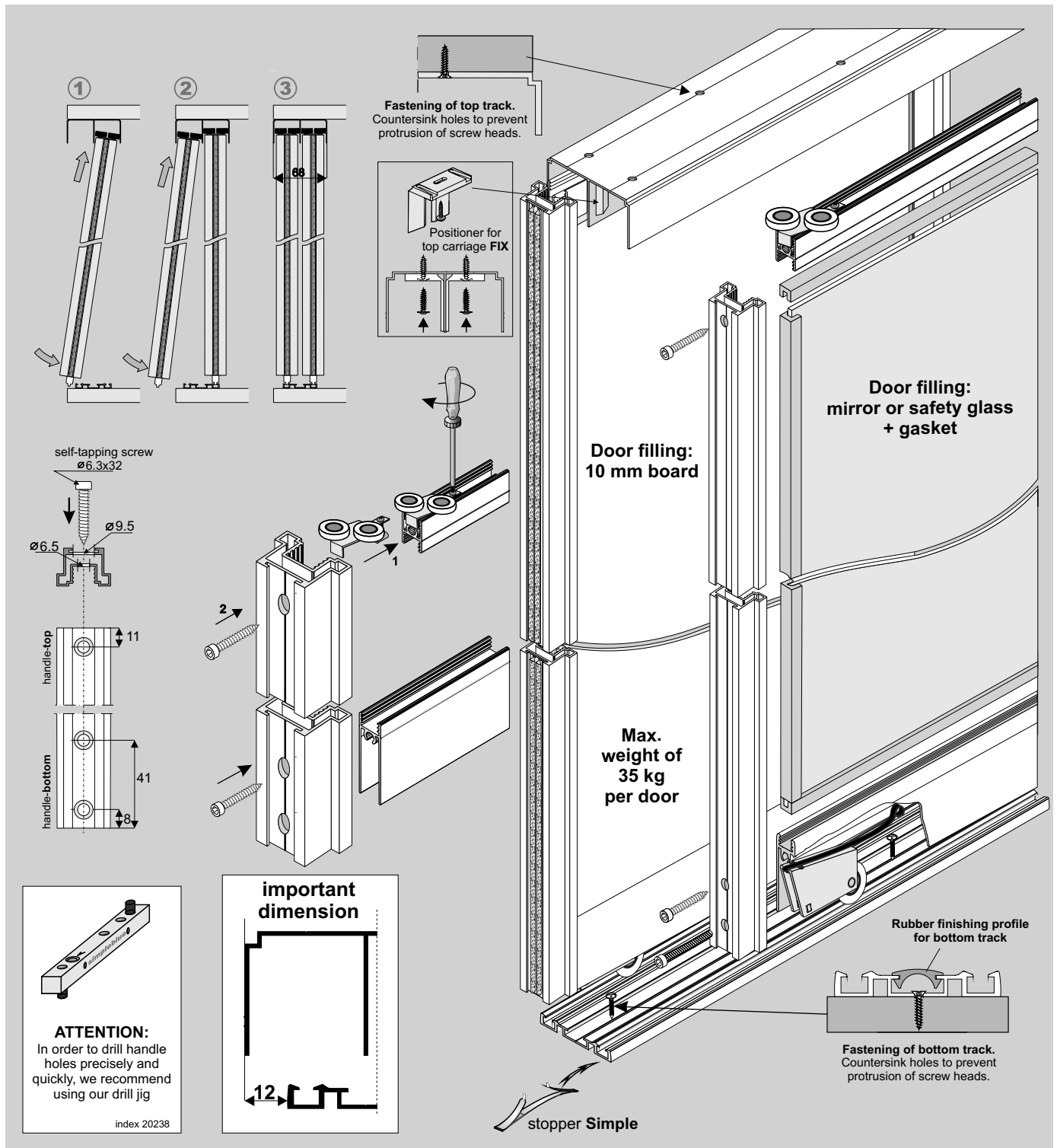
Expansion gap taken into account when calculating the height of chipboard

- with bottom horizontal profile



ATTENTION!

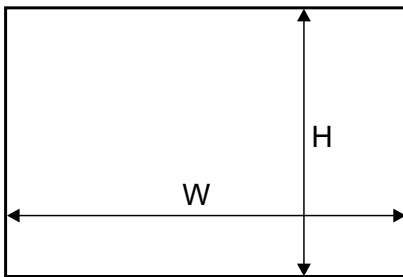
Mirror (4mm) should be used with a safety backing film. Safety glass (4.5mm) comprises of two thin layers with a film in-between. Both mirror and glass need fitting gasket.



COMPONENTS

<p>Handle Polo</p> <p>textile door stop, inserted 14 mm x 4 mm</p> <p>Length: 2.5 m, 2.7 m</p>	<p>Top track Simple</p> <p>68 mm</p> <p>Length: 1.5 m, 2.0 m, 2.5 m, 3.0 m, 4.0 m, 6.0 m</p>	<p>Bottom track Simple</p> <p>44 mm</p> <p>Length: 1.5 m, 2.0 m, 2.5 m, 3.0 m, 4.0 m, 6.0 m</p>	<p>Rubber finishing profile for bottom track</p> <p>Length: 2.0 m, 3.0 m, 6.0 m, 50.0 m</p>	<p>Gasket 4 mm</p> <p>4 10</p> <p>Length: 2.0 m, 3.0 m, 6.0 m, 50.0 m</p>	<p>Gasket 4.5 mm</p> <p>4.5 10</p> <p>Length: 2.0 m, 3.0 m, 6.0 m, 50.0 m</p>
<p>Top horizontal profile/SIMPLE 10 mid-rail</p> <p>Length: 1.5 m, 2.0 m, 2.5 m, 3.0 m</p>	<p>Bottom horizontal profile Simple 10</p> <p>Length: 1.5 m, 2.0 m, 2.5 m, 3.0 m</p>	<p>Bottom carriage Simple/Blue 10V</p> <p>(Set)</p>	<p>Guiding carriage Simple 10 symmetric</p> <p>(Set)</p>	<p>Self-tapping screw $\varnothing 6.3 \times 32$</p>	

Dimensions of opening



handle length = door height

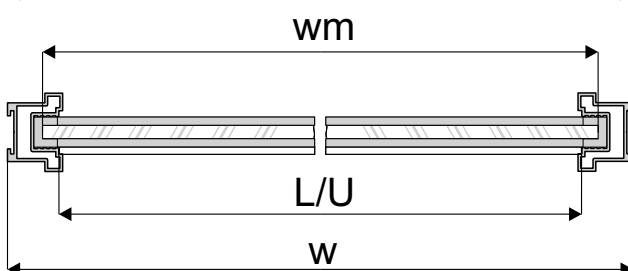
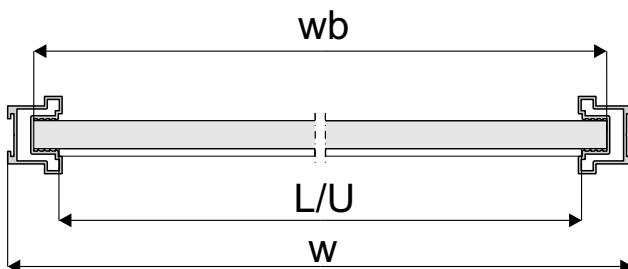
door filling - # 10 mm board, # 4 mm mirror
or # 4.5 mm safety glass

door height	- h	
- without soft-close		$h = H - 33 \text{ mm}$
- with soft-close Simple MINI		$h = H - 39 \text{ mm}$
board height	- hb	$hb = h - 65 \text{ mm}$
door width	- w	$w = (W - 3 \text{ mm} + Z) : N$
board width	- wb	$wb = w - 18 \text{ mm}$
horizontal profile length	- L	$L = U = w - 34.2 \text{ mm}$
upper horizontal profile length	- U	
mirror height	- hm	$hm = hb$
mirror width	- wm	$wm = wb - 4 \text{ mm}$

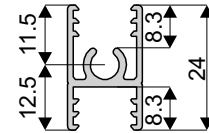
number of doors	- N	2	3
total overlap	- Z	18 mm	37 mm

visual design - 4 wings

	$w = (W + 55) : 4$
	$w = (W : 2 + 15) : 2$

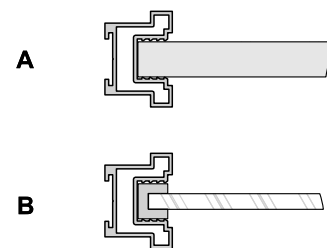


Dimensions helpful during installation of horizontal mid-rails in Simple 10 Frame systems

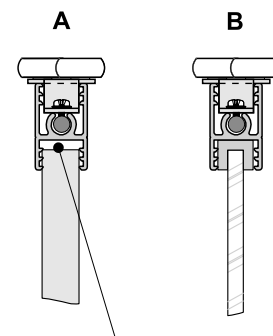


Installation method for fitting 10 mm board (diag. A) and 4mm mirror or glass (diag. B)

- with handle

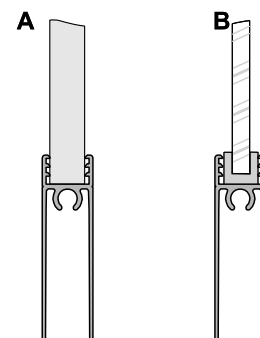


- with top horizontal profile



Expansion gap taken into account when calculating the height of chipboard

- with bottom horizontal profile



ATTENTION!

Mirror (4mm) should be used with a safety backing film. Safety glass (4.5mm) comprises of two thin layers with a film in-between. Both mirror and glass need fitting gasket.

simple 18 Frame

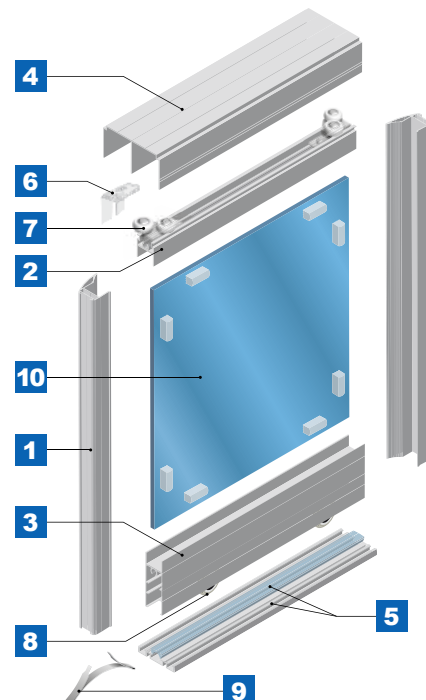
Twin track sliding doors with bottom carriage system



Frame construction designed for 18 mm fillings. **Fastening blocks** make it fast and easy to fit and secure 4 mm – 4.5 mm glass fillings.

The utilisation of **H21 & H28 SIMPLE mid-rails** allows the easy creation of doors combining both 18 mm board and 4 mm – 4.5 mm glass fillings. The ability to securely screw H28 mid-rails to the handle profile additionally increases door rigidity.


Thanks to the use of narrow tracks, bottom track (44 mm) and top track Simple (68 mm), the distance between the door wings is reduced, which means that the space taken up by the system is minimal. Our new **handle Libra** is dedicated for this system, available in silver and light brown.



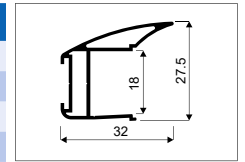
CONSTRUCTION	CARRIAGE SYSTEM		FILLING	LOAD	MAX. HANDLE LENGTH	MAX. TRACK LENGTH
FRAME	TOP	sliding guide	board 18 mm or glass 4.5 mm or mirror 4 mm	35 kg	2.7 m	6.0 m
	BOTTOM	ball bearing carriage				

Handle LIBRA

BOARD 18 mm GLASS 4.5 mm MIRROR 4 mm




CODE	COLOUR	LENGTH (mm)	COLLECTIVE PACKAGING	PRICED PER	NET PRICE
03808	SILVER	2500	20	item	
03807	LIGHT BROWN	2500	20	item	
03446	SILVER	2700	20	item	
03506	LIGHT BROWN	2700	20	item	

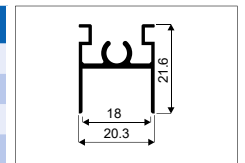


Top horizontal profile SIMPLE Frame II

BOARD 18 mm GLASS 4.5 mm MIRROR 4 mm




CODE	COLOUR	LENGTH (mm)	COLLECTIVE PACKAGING	PRICED PER	NET PRICE
04460	SILVER	1500	24	item	
04456	LIGHT BROWN	1500	24	item	
04461	SILVER	2000	24	item	
04457	LIGHT BROWN	2000	24	item	
04462	SILVER	2500	24	item	
04458	LIGHT BROWN	2500	24	item	
04463	SILVER	3000	24	item	
04459	LIGHT BROWN	3000	24	item	

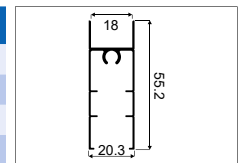


Bottom horizontal profile SIMPLE Frame II


BOARD 18 mm GLASS 4.5 mm MIRROR 4 mm



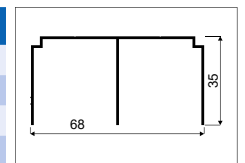
CODE	COLOUR	LENGTH (mm)	COLLECTIVE PACKAGING	PRICED PER	NET PRICE
04452	SILVER	1500	12	item	
04448	LIGHT BROWN	1500	12	item	
04453	SILVER	2000	12	item	
04449	LIGHT BROWN	2000	12	item	
04454	SILVER	2500	12	item	
04450	LIGHT BROWN	2500	12	item	
04455	SILVER	3000	12	item	
04451	LIGHT BROWN	3000	12	item	



Top track SIMPLE



CODE	COLOUR	LENGTH (mm)	COLLECTIVE PACKAGING	PRICED PER	NET PRICE
03715	SILVER	1500	12	item	
03716	LIGHT BROWN	1500	12	item	
03714	SILVER	2000	12	item	
03713	LIGHT BROWN	2000	12	item	
03726	SILVER	2500	12	item	
03723	LIGHT BROWN	2500	12	item	
03400	SILVER	3000	12	item	
03718	LIGHT BROWN	3000	12	item	
03727	SILVER	4000	12	item	
03724	LIGHT BROWN	4000	12	item	
03469	SILVER	6000	12	item	
03584	LIGHT BROWN	6000	12	item	

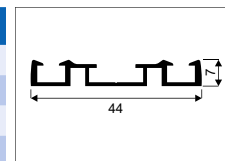


simple 18 Frame


Bottom track **SIMPLE**



CODE	COLOUR	LENGTH (mm)	COLLECTIVE PACKAGING	PRICED PER	NET PRICE
03712	SILVER	1500	12	item	
03711	LIGHT BROWN	1500	12	item	
03710	SILVER	2000	12	item	
03709	LIGHT BROWN	2000	12	item	
03728	SILVER	2500	12	item	
03722	LIGHT BROWN	2500	12	item	
03427	SILVER	3000	12	item	
03717	LIGHT BROWN	3000	12	item	
03729	SILVER	4000	12	item	
03725	LIGHT BROWN	4000	12	item	
03470	SILVER	6000	12	item	
03589	LIGHT BROWN	6000	12	item	



Rubber finishing profile for bottom track



CODE	COLOUR	ROLL LENGTH	PRICED PER	NET PRICE
20233	TRANSPARENT	50 r.m.	running M	

Top carriage positioner **SIMPLE**




CODE	COLLECTIVE PACKAGING	PRICED PER	NET PRICE
20240	1	set (100 pcs)	

Top carriage positioner **FIX** Recommended screw: Unix 3x13 (code 20096)

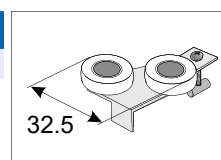


CODE	COLLECTIVE PACKAGING	PRICED PER	NET PRICE
20326	10	item	

Guiding carriage **SIMPLE 18 Frame** (Set 2 pcs) Offer comprises of left and right carriage



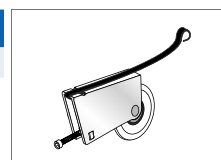
CODE	COLLECTIVE PACKAGING	PRICED PER	NET PRICE
10156	200	set	




Bottom carriage **SIMPLE / BLUE 10V** (Set 2 pcs)



CODE	COLLECTIVE PACKAGING	PRICED PER	NET PRICE
10223	50	set	




Stopper SIMPLE

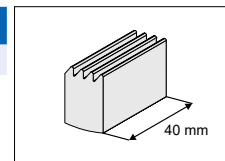


CODE	COLLECTIVE PACKAGING	PRICED PER	NET PRICE
10163	100	item	

Fastening block for glass SIMPLE Frame 40 mm




CODE	COLLECTIVE PACKAGING	PRICED PER	NET PRICE
20234	50	set (40 pcs)	

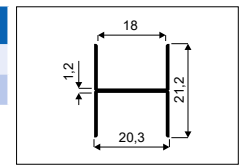


Mid-rail H21/18 SIMPLE II

BOARD 18 mm GLASS 4.5 mm MIRROR 4 mm

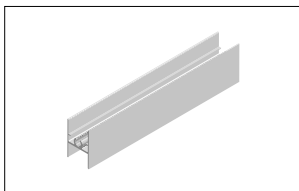


CODE	COLOUR	LENGTH (mm)	COLLECTIVE PACKAGING	PRICED PER	NET PRICE
04447	SILVER	3000	30	item	
04446	LIGHT BROWN	3000	30	item	

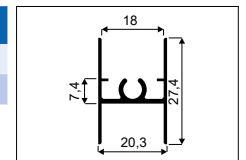


Mid-rail H28/18 SIMPLE II

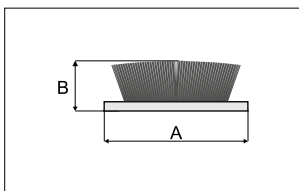
BOARD 18 mm GLASS 4.5 mm MIRROR 4 mm



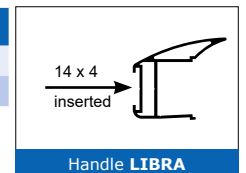
CODE	COLOUR	LENGTH (mm)	COLLECTIVE PACKAGING	PRICED PER	NET PRICE
04445	SILVER	3000	30	item	
04444	LIGHT BROWN	3000	30	item	




TEXTILE DOOR STOP



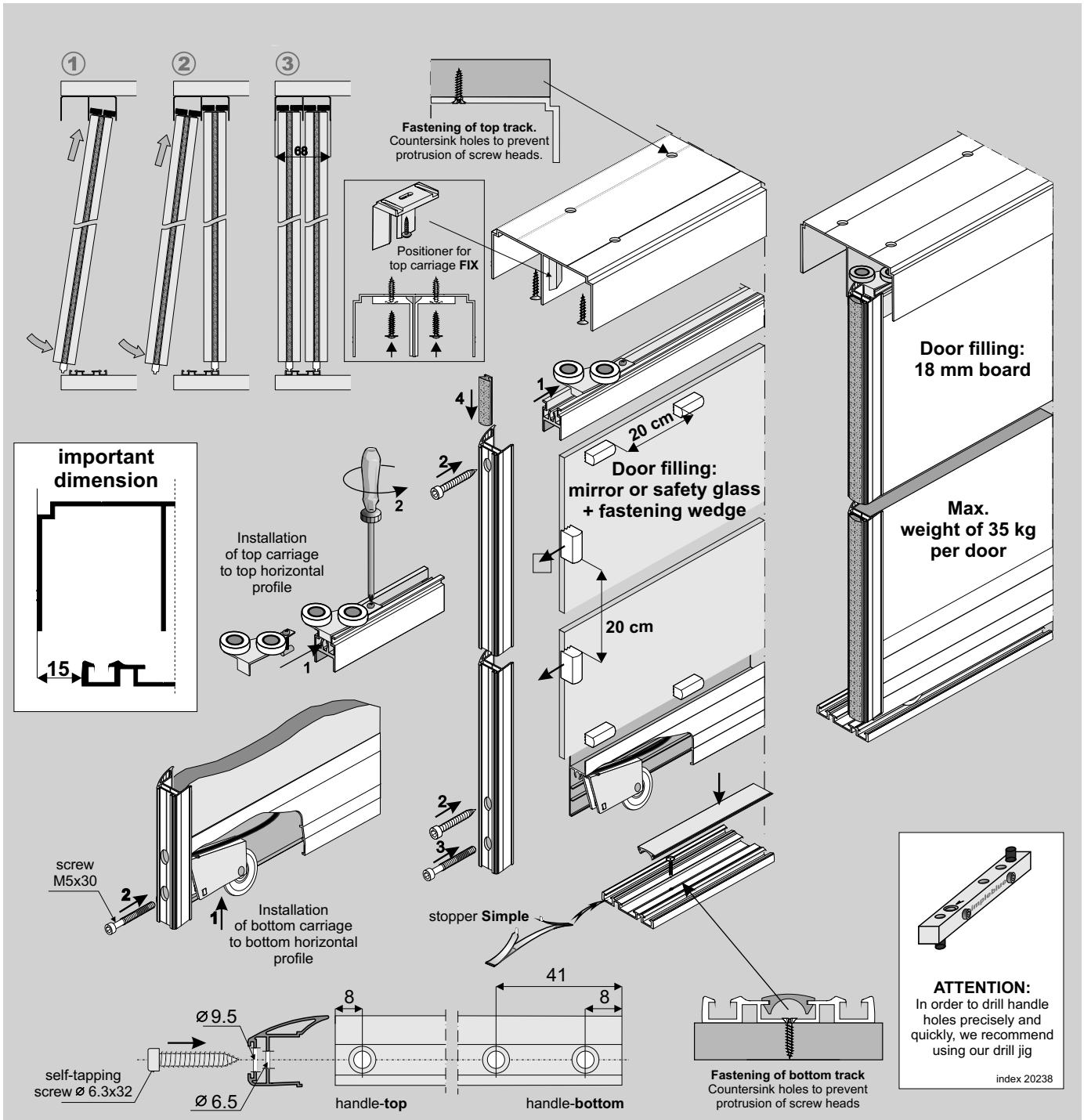
CODE	COLOUR	A (mm)	B (mm)	INSTALLATION	ROLL LENGTH	COLLECTIVE PACKAGING	PRICED PER
20094-SV	GREY	14	4	inserted	200 r.m.	4 rolls	running M
20224-SV	GREY	14	4	inserted	50 r.m.	10 rolls	roll



Screws UNIX & SELF-TAPPING



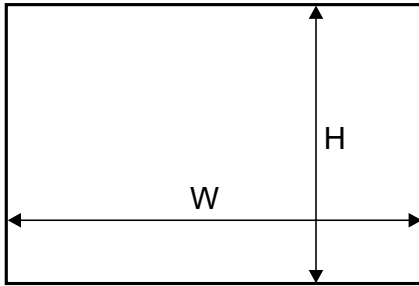
CODE	NAME	DIMENSIONS (mm)	COLLECTIVE PACKAGING	PRICED PER	NET PRICE
20107	COUNTERSUNK SCREW UNIX	3 x 13	20	set (100 pcs)	
20001	SELF-TAPPING SCREW	6.3 x 32	2000	item	



COMPONENTS

<p>Handle Libra</p> <p>textile door stop, inserted 14 mm x 4 mm</p> <p>Length: 2,5 m, 2,7 m</p>	<p>Top track Simple</p> <p>68 mm</p> <p>Length: 1,5 m, 2,0 m, 2,5 m, 3,0 m, 4,0 m, 6,0 m</p>	<p>Bottom track Simple</p> <p>44 mm</p> <p>Length: 1,5 m, 2,0 m, 2,5 m, 3,0 m, 4,0 m, 6,0 m</p>	<p>Rubber finishing profile for bottom track</p> <p>Length: 2,0 m, 3,0 m, 6,0 m, 50,0 m</p>	<p>H28 Simple mid-rail</p> <p>Length: 3,0 m</p>	<p>H21 Simple mid-rail</p> <p>Length: 3,0 m</p>
<p>Top horizontal profile Simple Frame II</p> <p>Length: 1,5 m, 2,0 m, 2,5 m, 3,0 m</p>	<p>Bottom horizontal profile Simple Frame II</p> <p>Length: 1,5 m, 2,0 m, 2,5 m, 3,0 m</p>	<p>Guiding carriage Simple 18 Frame</p> <p>(Set)</p>	<p>Bottom carriage Simple/Blue 10V</p> <p>(Set)</p>	<p>Self-tapping screw $\varnothing 6.3 \times 32$</p>	<p>Fastening wedge for glass Simple Frame</p>

Dimensions of opening

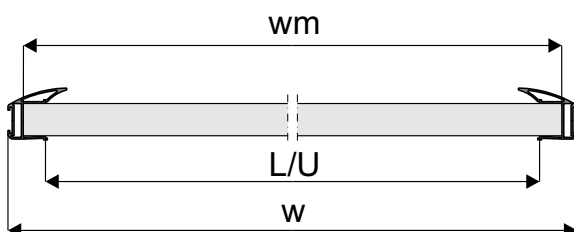


door filling - board ≠ 18 mm, glass ≠ 4 mm

door height	- h	
- without soft-close		$h = H - 33 \text{ mm}$
- with soft-close Simple MINI and Simple CENTRAL		$h = H - 39 \text{ mm}$
board height	- hb	$hb = h - 60 \text{ mm}$
door width	- w	$w = (W - 3 \text{ mm} + Z) : N$
board width	- wb	$wb = w - 17 \text{ mm}$
horizontal profile length	- L	$L = U = w - 40.4 \text{ mm}$
upper horizontal profile length	- U	

number of doors	- N	2	3
total overlap	- Z	32 mm	64 mm

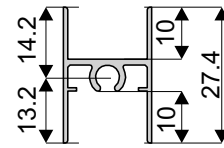
visual design - 4 wings	
	$w = (W + 93) : 4$
	$w = (W : 2 + 29) : 2$



door filling - 4 mm glass or mirror

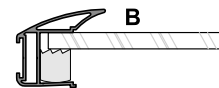
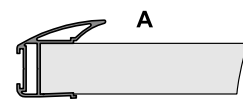
mirror height	- hm	$hm = hb$
mirror width	- wm	$wm = wb - 4 \text{ mm}$

Dimensions helpful during installation of horizontal mid-rails in Simple-Frame systems

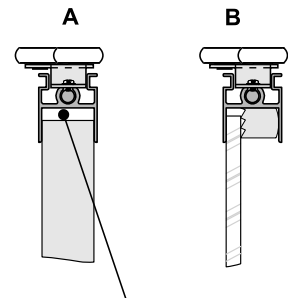


Installation method for fitting 18 mm board (diag. A) and 4 mm mirror or glass (diag. B)

- with handle

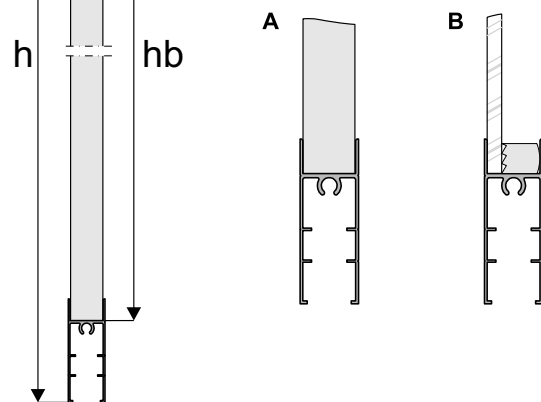


- with top horizontal profile



Expansion gap taken into account when calculating the height of chipboard

- with bottom horizontal profile



ATTENTION!

Mirror (4mm) should be used with a safety backing film. Safety glass (4.5mm) comprises of two thin layers with a film in-between.

simple 18 Board

Twin track sliding doors
with bottom carriage system

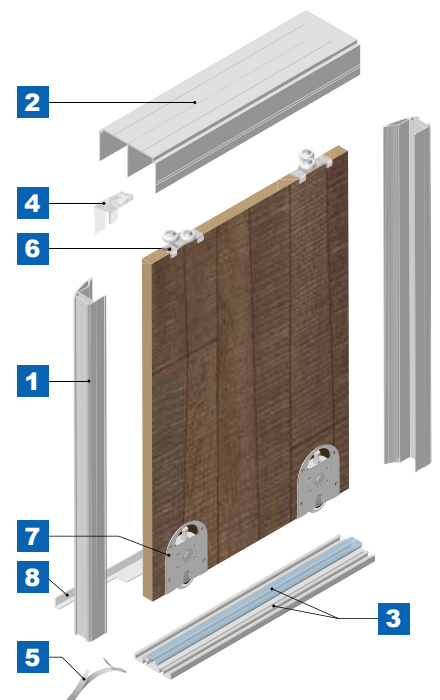


Based on board construction, designed for 18 mm or even 16 mm fillings – dependant on which handle is used.

There are 3 handle lines available with this system: our well-known FIESTA 16 & 18 Décor, FOCUS 16 & FOCUS 18 and our NEW handle LIBRA, available in silver and light brown.

Handle Fiesta 16&18 features an additional option Décor, which means that it can incorporate our decorative foil programme.


The system is easy to build and, thanks to the usage of bottom carriage **SIMPLE 18V Board** and narrow tracks, the distance between the door wings is reduced, which means that the space taken up by the system is minimal.



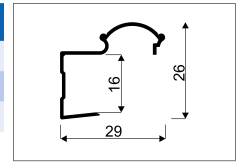
CONSTRUCTION	CARRIAGE SYSTEM		FILLING	LOAD	MAX. HANDLE LENGTH	MAX. TRACK LENGTH
BOARD	TOP	sliding guide	board 16 mm or 18 mm	35 kg	2.7 m	6.0 m
	BOTTOM	ball bearing carriage				

Handle FIESTA 16-Decor C

BOARD 16 mm




CODE	COLOUR	LENGTH (mm)	COLLECTIVE PACKAGING	PRICED PER	NET PRICE
04559	SILVER	2400	40	item	
04560	SILVER	2700	20	item	
04558	LIGHT BROWN	2700	20	item	

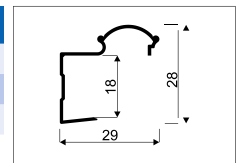


Handle FIESTA 18-Decor C

BOARD 18 mm




CODE	COLOUR	LENGTH (mm)	COLLECTIVE PACKAGING	PRICED PER	NET PRICE
04564	SILVER	2400	40	item	
04565	SILVER	2700	20	item	
04563	LIGHT BROWN	2700	20	item	

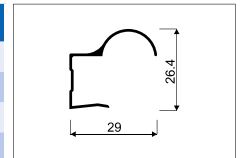


Handle FOCUS 16

BOARD 16 mm




CODE	COLOUR	LENGTH (mm)	COLLECTIVE PACKAGING	PRICED PER	NET PRICE
03155	SILVER	2400	40	item	
03610	LIGHT BROWN	2400	40	item	
00483	SILVER	2700	20	item	
00482	LIGHT BROWN	2700	20	item	

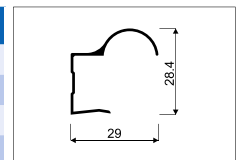


Handle FOCUS 18

BOARD 18 mm



CODE	COLOUR	LENGTH (mm)	COLLECTIVE PACKAGING	PRICED PER	NET PRICE
03156	SILVER	2400	40	item	
03613	LIGHT BROWN	2400	40	item	
00490	SILVER	2700	20	item	
00488	LIGHT BROWN	2700	20	item	

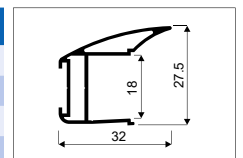


Handle LIBRA

BOARD 18 mm




CODE	COLOUR	LENGTH (mm)	COLLECTIVE PACKAGING	PRICED PER	NET PRICE
03808	SILVER	2500	20	item	
03807	LIGHT BROWN	2500	20	item	
03446	SILVER	2700	20	item	
03506	LIGHT BROWN	2700	20	item	



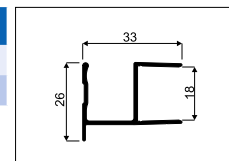
simple 18 Board

Handle UNO


BOARD 18 mm



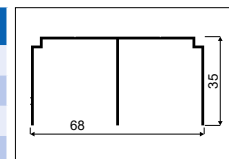
CODE	COLOUR	LENGTH (mm)	COLLECTIVE PACKAGING	PRICED PER	NET PRICE
04163	SILVER	2700	20	item	
04162	LIGHT BROWN	2700	20	item	




Top track SIMPLE



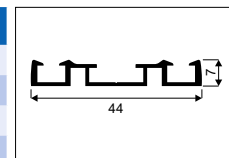
CODE	COLOUR	LENGTH (mm)	COLLECTIVE PACKAGING	PRICED PER	NET PRICE
03715	SILVER	1500	12	item	
03716	LIGHT BROWN	1500	12	item	
03714	SILVER	2000	12	item	
03713	LIGHT BROWN	2000	12	item	
03726	SILVER	2500	12	item	
03723	LIGHT BROWN	2500	12	item	
03400	SILVER	3000	12	item	
03718	LIGHT BROWN	3000	12	item	
03727	SILVER	4000	12	item	
03724	LIGHT BROWN	4000	12	item	
03469	SILVER	6000	12	item	
03584	LIGHT BROWN	6000	12	item	




Bottom track SIMPLE



CODE	COLOUR	LENGTH (mm)	COLLECTIVE PACKAGING	PRICED PER	NET PRICE
03712	SILVER	1500	12	item	
03711	LIGHT BROWN	1500	12	item	
03710	SILVER	2000	12	item	
03709	LIGHT BROWN	2000	12	item	
03728	SILVER	2500	12	item	
03722	LIGHT BROWN	2500	12	item	
03427	SILVER	3000	12	item	
03717	LIGHT BROWN	3000	12	item	
03729	SILVER	4000	12	item	
03725	LIGHT BROWN	4000	12	item	
03470	SILVER	6000	12	item	
03589	LIGHT BROWN	6000	12	item	



Rubber finishing profile for bottom track



CODE	COLOUR	ROLL LENGTH	PRICED PER	NET PRICE
20233	TRANSPARENT	50 r.m.	running M	

Top carriage positioner SIMPLE



CODE	COLLECTIVE PACKAGING	PRICED PER	NET PRICE
20240	1	set (100 pcs)	

Top carriage positioner **FIX**  Recommended screw: Unix 3x13 (code 20096)



CODE	COLLECTIVE PACKAGING	PRICED PER	NET PRICE
20326	10	item	

Stopper **SIMPLE**

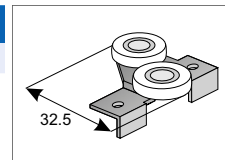


CODE	COLLECTIVE PACKAGING	PRICED PER	NET PRICE
10163	100	item	

Guiding carriage
SIMPLE 18 Board
asymmetric (Set 2 pcs)



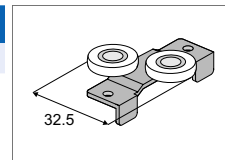
CODE	COLLECTIVE PACKAGING	PRICED PER	NET PRICE
10135	200	set	



Guiding carriage
SIMPLE 18 Board
symmetric (Set 2 pcs)



CODE	COLLECTIVE PACKAGING	PRICED PER	NET PRICE
10184	200	set	




Bottom carriage
SIMPLE 18V Board

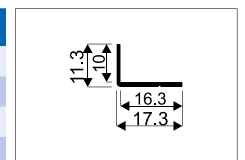


CODE	COLLECTIVE PACKAGING	PRICED PER	NET PRICE
10157	200	item	

Angle section **MINI**




CODE	COLOUR	LENGTH (mm)	COLLECTIVE PACKAGING	PRICED PER	NET PRICE
00102	SILVER	1700	120	item	
00093	LIGHT BROWN	1700	120	item	
00103	SILVER	2350	120	item	
00094	LIGHT BROWN	2350	120	item	
00104	SILVER	3000	120	item	
00095	LIGHT BROWN	3000	120	item	



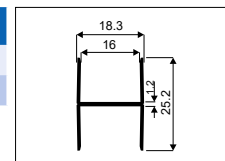
simple 18 Board

H-profile **H25/16 SIMPLE**

BOARD 16 mm

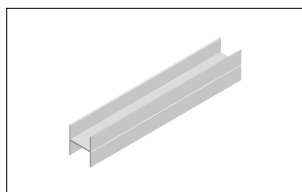


CODE	COLOUR	LENGTH (mm)	COLLECTIVE PACKAGING	PRICED PER	NET PRICE
03939	SILVER	3000	30	item	
03938	LIGHT BROWN	3000	30	item	

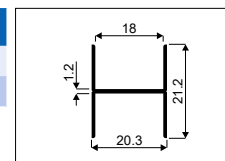


H-profile **H21/18 SIMPLE II**

BOARD 18 mm




CODE	COLOUR	LENGTH (mm)	COLLECTIVE PACKAGING	PRICED PER	NET PRICE
04447	SILVER	3000	30	item	
04446	LIGHT BROWN	3000	30	item	

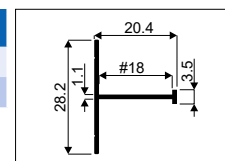


H-profile **H04/18**

BOARD 18 mm




CODE	COLOUR	LENGTH (mm)	COLLECTIVE PACKAGING	PRICED PER	NET PRICE
01710	SILVER	3000	60	item	
01711	LIGHT BROWN	3000	60	item	

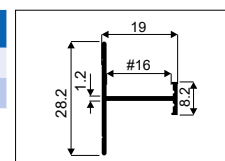


H-profile **H08/16**

BOARD 16 mm




CODE	COLOUR	LENGTH (mm)	COLLECTIVE PACKAGING	PRICED PER	NET PRICE
03935	SILVER	3000	60	item	
03934	LIGHT BROWN	3000	60	item	

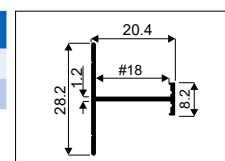


H-profile **H08/18**

BOARD 18 mm

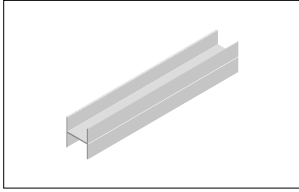


CODE	COLOUR	LENGTH (mm)	COLLECTIVE PACKAGING	PRICED PER	NET PRICE
00199	SILVER	3000	60	item	
01877	LIGHT BROWN	3000	60	item	

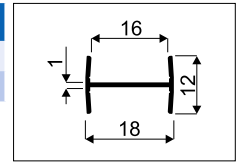


H-profile H12/16 SIMPLE

BOARD 16 mm

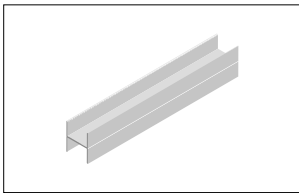


CODE	COLOUR	LENGTH (mm)	COLLECTIVE PACKAGING	PRICED PER	NET PRICE
04504	SILVER	3000	60	item	
04503	LIGHT BROWN	3000	60	item	

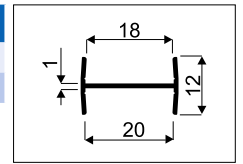


H-profile H12/18 SIMPLE

BOARD 18 mm




CODE	COLOUR	LENGTH (mm)	COLLECTIVE PACKAGING	PRICED PER	NET PRICE
04506	SILVER	3000	60	item	
04505	LIGHT BROWN	3000	60	item	



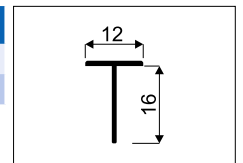
T-profile 12 SIMPLE

BOARD 16 mm

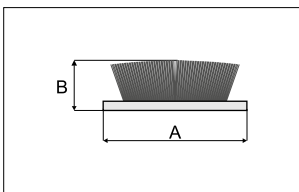
BOARD 18 mm



CODE	COLOUR	LENGTH (mm)	COLLECTIVE PACKAGING	PRICED PER	NET PRICE
04502	SILVER	3000	60	item	
04501	LIGHT BROWN	3000	60	item	



TEXTILE DOOR STOP



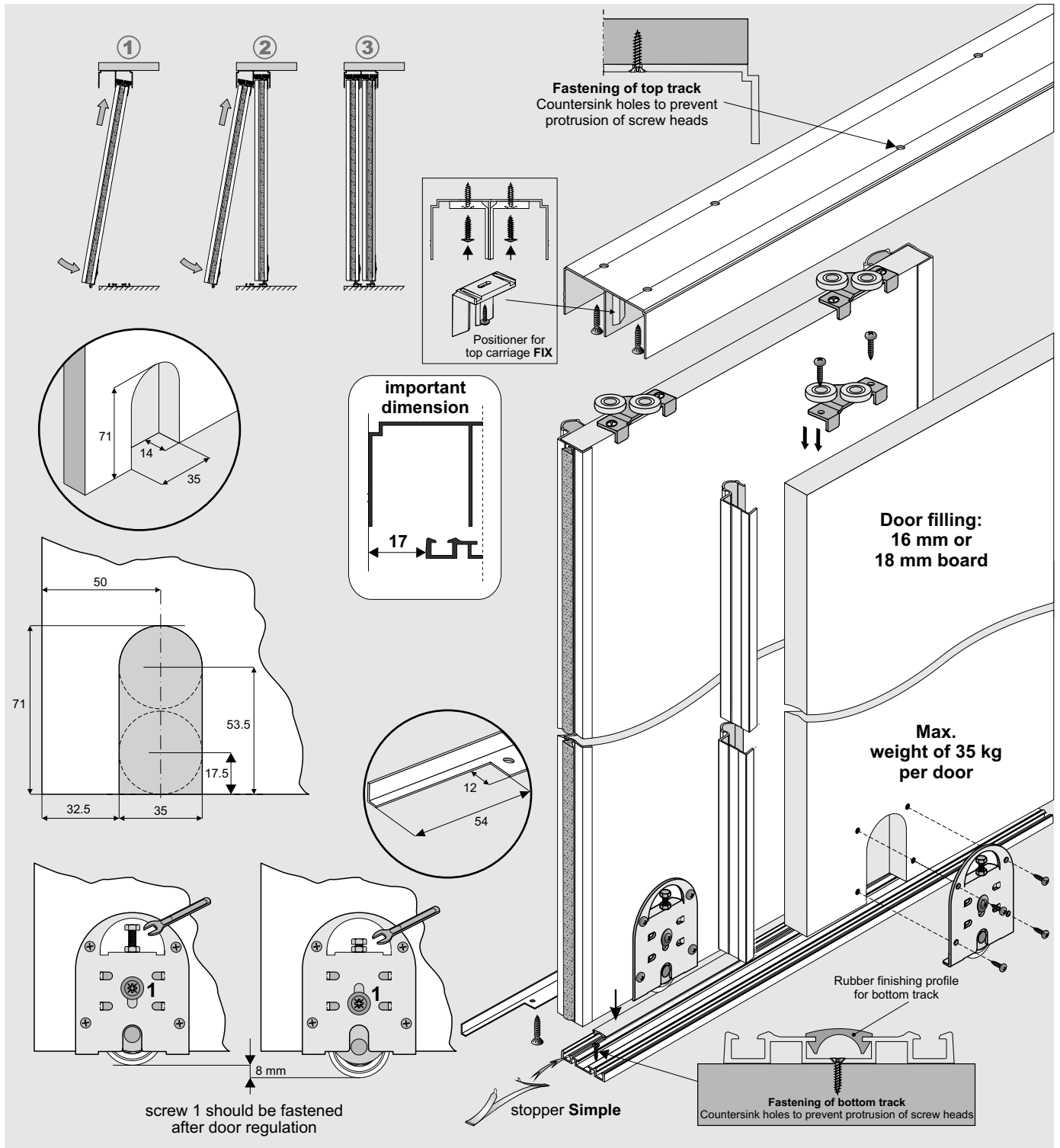
CODE	COLOUR	A (mm)	B (mm)	INSTALLATION	ROLL LENGTH	COLLECTIVE PACKAGING	PRICED PER
20094-SV	GREY	14	4	inserted	200 r.m.	4 rolls	running M
20224-SV	GREY	14	4	inserted	50 r.m.	10 rolls	roll
20023-SV	GREY	4.8	4	self-adhesive	550 r.m.	4 rolls	running M
20228-SV	GREY	4.8	4	self-adhesive	100 r.m.	10 rolls	roll

<p>4.8 x 4 self-adhesive</p>	<p>4.8 x 4 self-adhesive</p>	<p>14 x 4 inserted</p>	<p>4.8 x 4 self-adhesive</p>
Handle FIESTA 16&18	Handle FOCUS 16&18	Handle LIBRA	Handle UNO

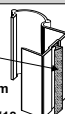
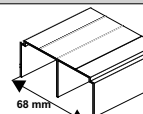
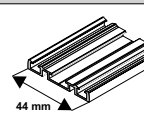

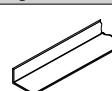
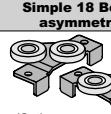

Countersunk screw UNIX



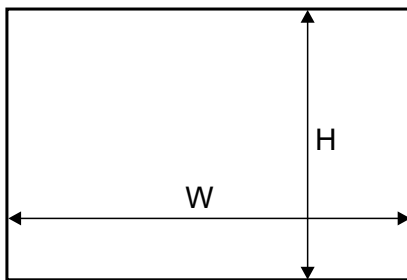
CODE	DIMENSIONS (mm)	COLLECTIVE PACKAGING	PRICED PER	NET PRICE
20107	3 x 13	20	set (100 pcs)	



COMPONENTS

<p>Handle Fiesta-Decor C</p>  <p>textile door stop, self-adhesive 4.8 mm x 4 mm</p> <p>#16 i #18</p>	<p>Top track Simple</p>  <p>68 mm</p>	<p>Bottom track Simple</p>  <p>44 mm</p>	<p>Rubber finishing profile for bottom track</p> 	<p>Angle section Mini</p>  <p>11 mm x 17 mm</p>	<p>Guiding carriage Simple 18 Board asymmetric</p>  <p>(Set)</p>	<p>Bottom carriage Simple 18V Board</p> 
<p>Length: 2.4 m, 2.7 m</p>	<p>Length: 1.5 m, 2.0 m, 2.5 m, 3.0 m, 4.0 m, 6.0 m</p>	<p>Length: 1.5 m, 2.0 m, 2.5 m, 3.0 m, 4.0 m, 6.0 m</p>	<p>Length: 2.0 m, 3.0 m, 6.0 m, 50.0 m</p>	<p>Length: 1.7 m, 2.35 m, 3.0 m</p>		

Dimensions of opening



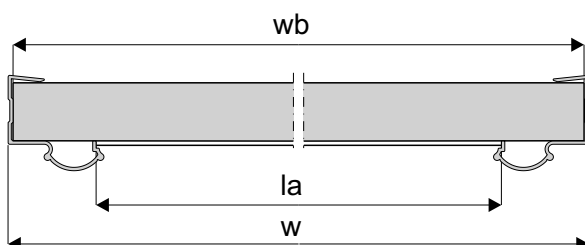
handle length = door height

door filling - board #16 mm or #18 mm board

door height	- h	$h = H - 36 \text{ mm}$
- without soft-close		
- with soft-close Simple MINI and Simple CENTRAL		$h = H - 42 \text{ mm}$
board height	- hb	$hb = h - 1 \text{ mm}$
door width	- w	$w = (W - 3 + Z) : N$
board width	- wb	$wb = w - 3 \text{ mm}$
angle section length	- la	$la = w - 52 \text{ mm}$

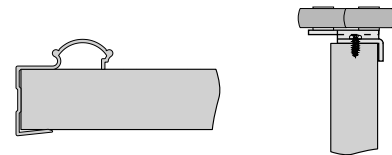
number of doors	- N	2	3
total overlap	- Z	29 mm	58 mm

visual design - 4 wings	
	$w = (W + 84) : 4$
	$w = (W : 2 + 26) : 2$

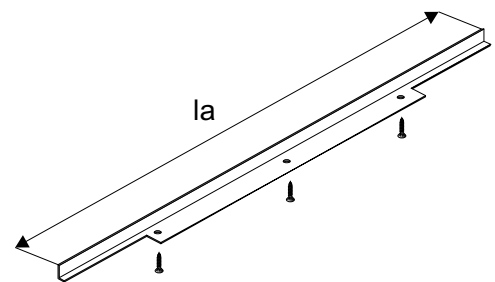


- When fitting handle profiles, do not use assembly adhesive

Installation method for handle and guiding carriage with # 16 mm or 18 mm board



Installation method for angle section 11 mm x 17 mm

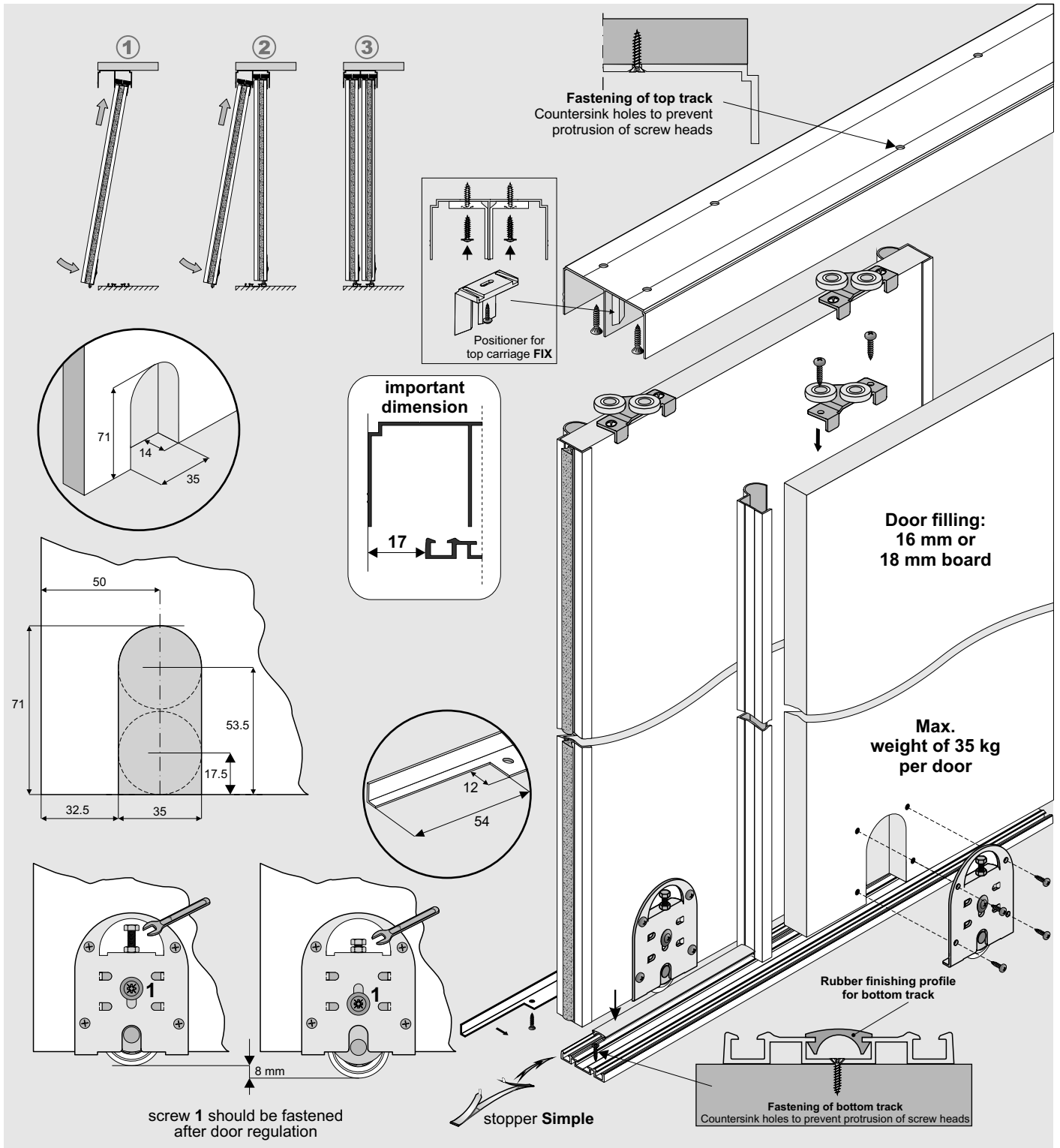


WARNING

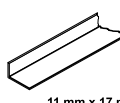

We do not bear any responsibility for deformation resulting from the application of improper quality of boards (improper storage, improper humidity)

ATTENTION!

Remove protective film from aluminium elements (handles, tracks, connectors, etc.) prior to cutting them to the desired size. Film removal will reveal quality issues (eg. scratches)



COMPONENTS

<p>Handle Focus</p> <p>textile door stop (self-adhesive) 4.8 mm x 4 mm</p>  <p>#16 & #18</p>	<p>Top track Simple</p>  <p>68 mm</p>	<p>Bottom track Simple</p>  <p>44 mm</p>	<p>Rubber finishing profile for bottom track</p> 	<p>Angle section Mini</p>  <p>11 mm x 17 mm</p>	<p>Guiding carriage Simple 18 Board asymmetrical</p>  <p>(Set)</p>	<p>Bottom carriage Simple 18V Board</p> 
--	---	--	---	--	--	--

Length:
2.4 m, 2.7 m

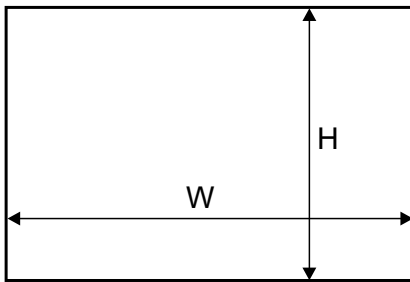
Length: 1.5 m, 2.0 m, 2.5 m,
3.0 m, 4.0 m, 6.0 m

Length: 1.5 m, 2.0 m, 2.5 m,
3.0 m, 4.0 m, 6.0 m

Length:
2.0 m, 3.0 m, 6.0 m, 50.0 m

Length:
1.7 m, 2.35 m, 3.0 m

Dimensions of opening



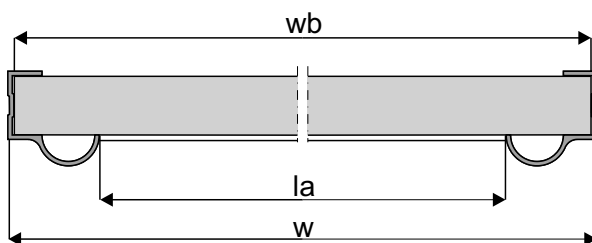
handle length = door height

door filling – #16 mm or #18 mm board

door height	- h	$h = H - 36 \text{ mm}$
- without soft-close		$h = H - 36 \text{ mm}$
- with soft-close Simple MINI end Simple CENTRAL		$h = H - 42 \text{ mm}$
board height	- hb	$hb = h - 1 \text{ mm}$
door width	- w	$w = (W - 3 + Z) : N$
board width	- wb	$wb = w - 3 \text{ mm}$
angle section length	- la	$la = w - 58 \text{ mm}$

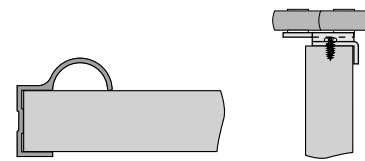
number of doors	- N	2	3
total overlap	- Z	29 mm	58 mm

visual design – 4 wings	
	$w = (W + 84) : 4$
	$w = (W : 2 + 26) : 2$

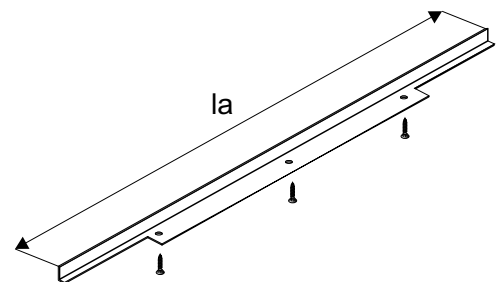



- When fitting handle profiles,
do not use assembly adhesive

Installation method for handle and guiding carriage with # 16 mm or 18 mm board



Installation method for angle section 11 mm x 17 mm

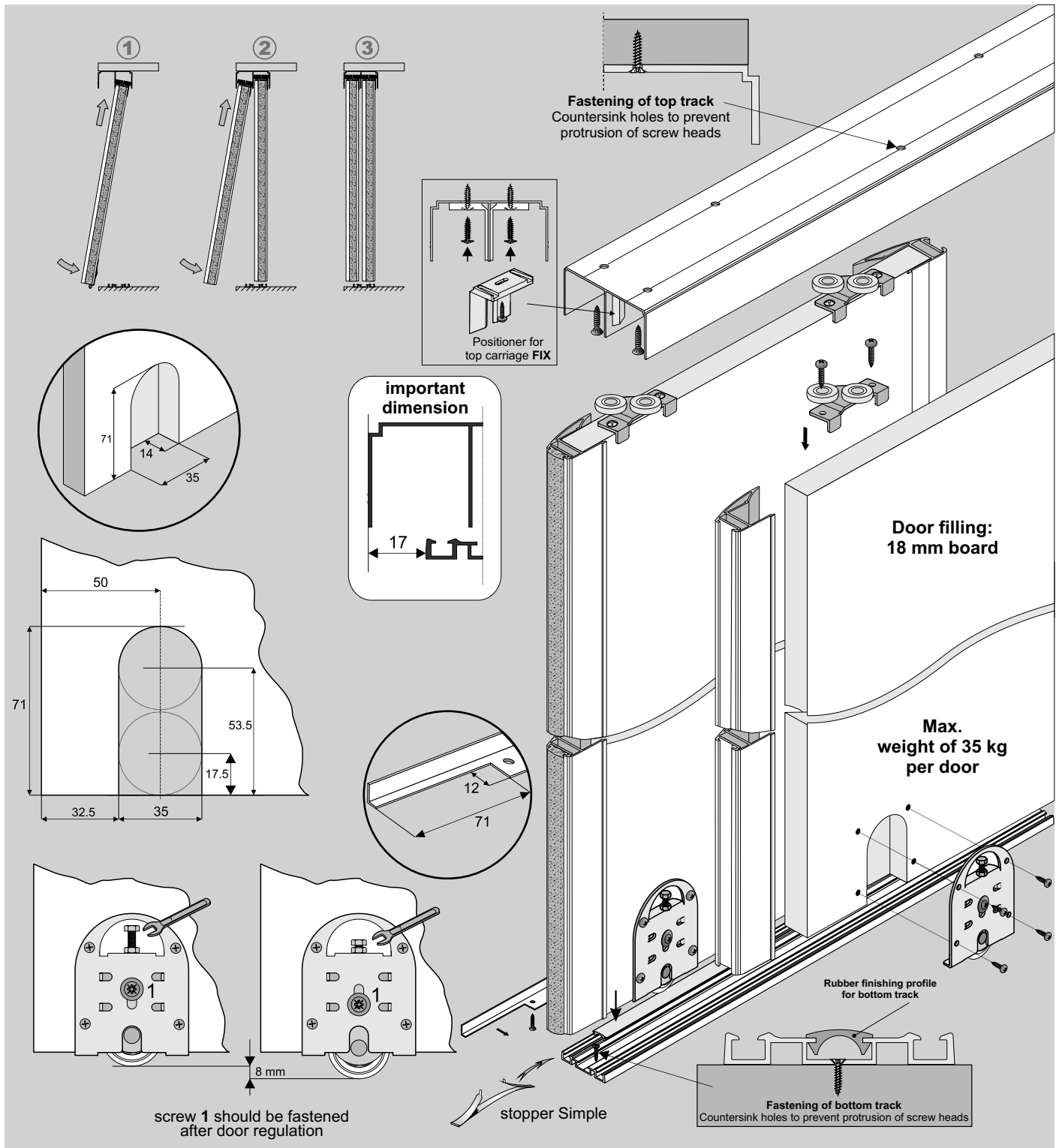


WARNING

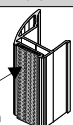
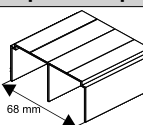
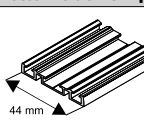


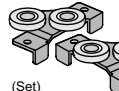

We do not bear any responsibility for deformation resulting from the application of improper quality of boards (improper storage, improper humidity)

ATTENTION!

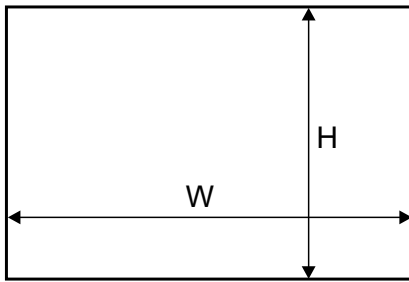
Remove protective film from aluminium elements (handles, tracks, connectors, etc.) prior to cutting them to the desired size. Film removal will reveal quality issues (eg. scratches)



COMPONENTS

<p>Handle Libra</p>  <p>textile door stop, inserted 14 mm x 4 mm</p> <p>Length: 2.4 m, 2.7 m</p>	<p>Top track Simple</p>  <p>68 mm</p> <p>Length: 1.5 m, 2.0 m, 2.5 m, 3.0 m, 4.0 m, 6.0 m</p>	<p>Bottom track Simple</p>  <p>44 mm</p> <p>Length: 1.5 m, 2.0 m, 2.5 m, 3.0 m, 4.0 m, 6.0 m</p>	<p>Rubber finishing profile for bottom track</p>  <p>Length: 2.0 m, 3.0 m, 6.0 m, 50 m</p>	<p>Angle section Mini</p>  <p>11 mm x 17 mm</p> <p>Length: 1.7 m, 2.35 m, 3.0 m</p>	<p>Guiding carriage Simple 18 Board asymmetrical</p>  <p>(Set)</p>	<p>Bottom carriage Simple 18V Board</p> 
--	---	--	--	--	--	--

Dimensions of opening



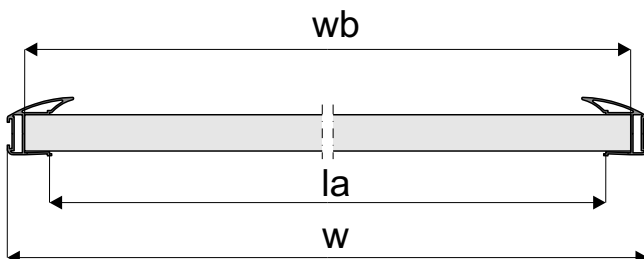
handle length = door height

door filling – #18 mm board

door height	- h	$h = H - 36 \text{ mm}$
- without soft-close		
- with soft-close Simple MINI and Simple CENTRAL		$h = H - 42 \text{ mm}$
board height	- hb	$hb = h - 1 \text{ mm}$
door width	- w	$w = (W - 3 + Z) : N$
board width	- wb	$wb = w - 17 \text{ mm}$
angle section length	- la	$la = w - 41 \text{ mm}$

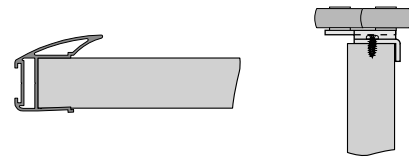
number of doors	- N	2	3
total overlap	- Z	32 mm	64 mm

visual design - 4 wings	
	$w = (W + 93) : 4$
	$w = (W : 2 + 29) : 2$

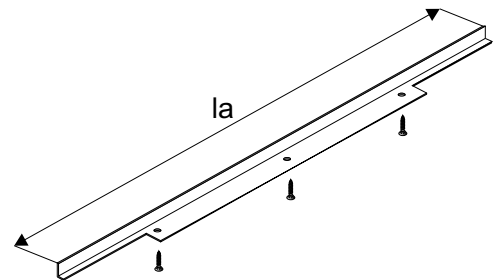


- When fitting handle profiles, do not use assembly adhesive

Installation method for handle and guiding carriage with # 18 mm board

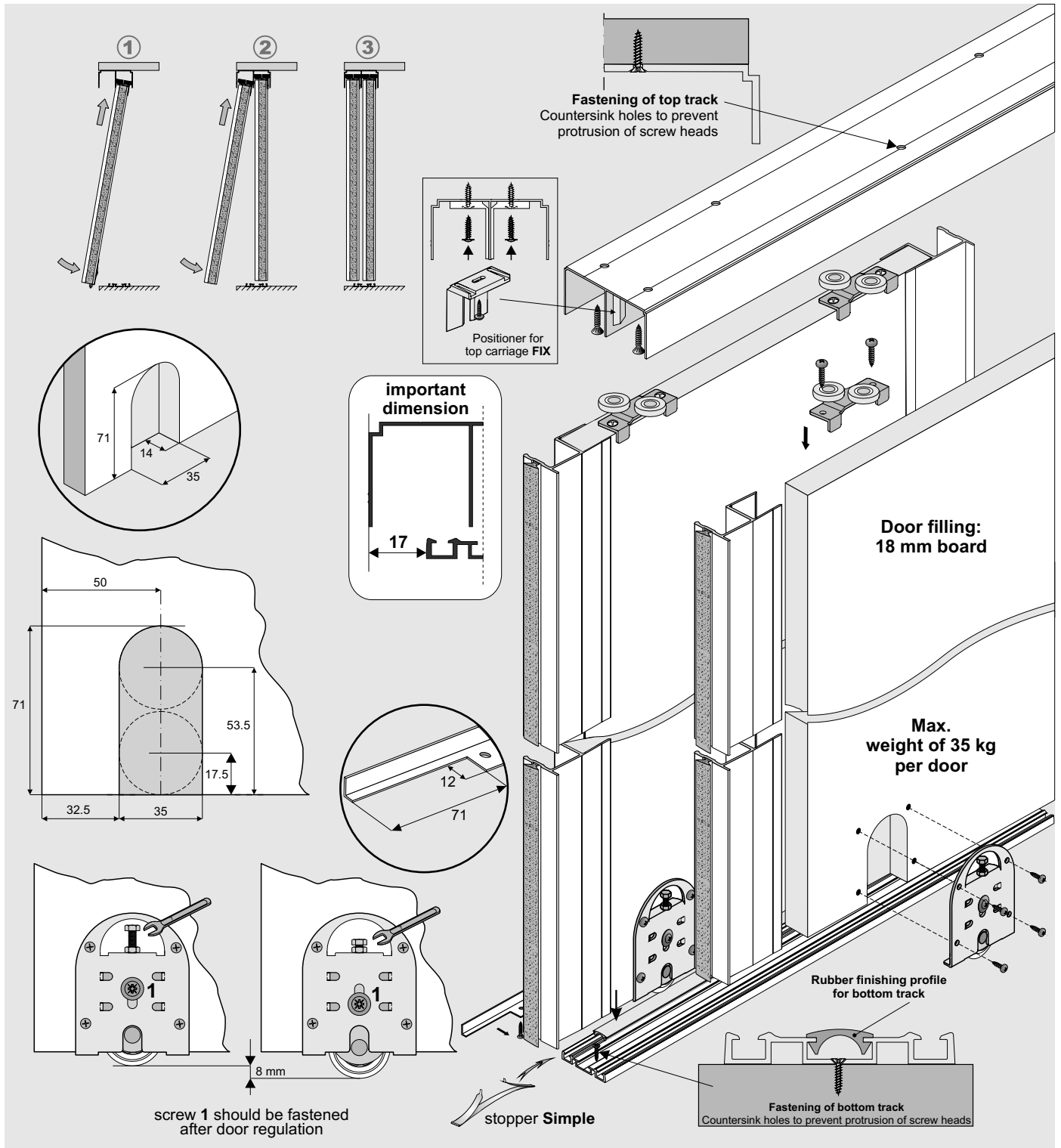


Installation method for angle section 11 mm x 17 mm

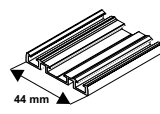


WARNING

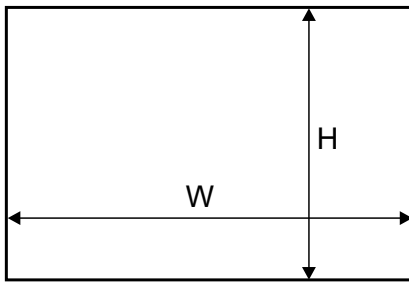
We do not bear any responsibility for deformation resulting from the application of improper quality of boards (improper storage, improper humidity).



COMPONENTS

<p>Handle Uno</p>  <p>textile door stop, self-adhesive 4.8 mm x 4 mm</p> <p>Length: 2.7 m</p>	<p>Top track Simple</p>  <p>68 mm</p> <p>Length: 1.5 m, 2.0 m, 2.5 m, 3.0 m, 4.0 m, 6.0 m</p>	<p>Bottom track Simple</p>  <p>44 mm</p> <p>Length: 1.5 m, 2.0 m, 2.5 m, 3.0 m, 4.0 m, 6.0 m</p>	<p>Rubber finishing profile for bottom track</p>  <p>Length: 2.0 m, 3.0 m, 6.0 m, 50.0 m</p>	<p>Angle section Mini</p>  <p>11 mm x 17 mm</p> <p>Length: 1.7 m, 2.35 m, 3.0 m</p>	<p>Guiding carriage Simple 18 Board symmetrical</p>  <p>(Set)</p>	<p>Bottom carriage Simple 18V Board</p> 
---	---	--	--	--	---	--

Dimensions of opening



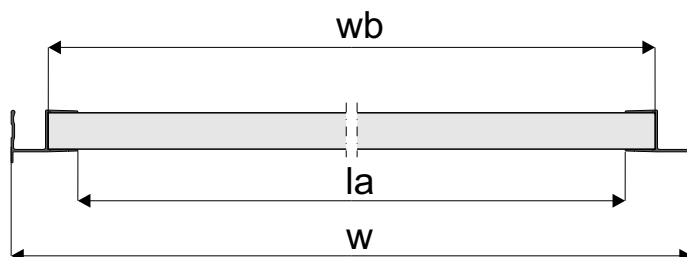
handle length = door height

door filling – #18 mm board

door height	- h	$h = H - 36 \text{ mm}$
- without soft-close		$h = H - 36 \text{ mm}$
- with soft-close Simple MINI and Simple CENTRAL		$h = H - 42 \text{ mm}$
board height	- hb	$hb = h - 1 \text{ mm}$
door width	- w	$w = (W - 3 + Z) : N$
board width	- wb	$wb = w - 36 \text{ mm}$
angle section length	- la	$la = w - 66 \text{ mm}$

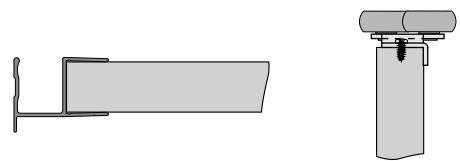
number of doors	- N	2	3
total overlap	- Z	33 mm	66 mm

visual design – 4 wings	
	$w = (W + 96) : 4$
	$w = (W : 2 + 30) : 2$

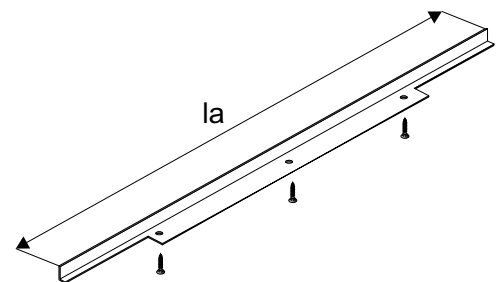


- When fitting handle profiles, do not use assembly adhesive

Installation method for handle and guiding carriage with # 18 mm board



Installation method for angle section 11 mm x 17 mm



WARNING

We do not bear any responsibility for deformation resulting from the application of improper quality of boards (improper storage, improper humidity).

ATTENTION!

Remove protective film from aluminium elements (handles, tracks, connectors, etc.) prior to cutting them to the desired size. Film removal will reveal quality issues (eg. scratches)

blue 10 Frame

Sliding doors
with bottom carriage system



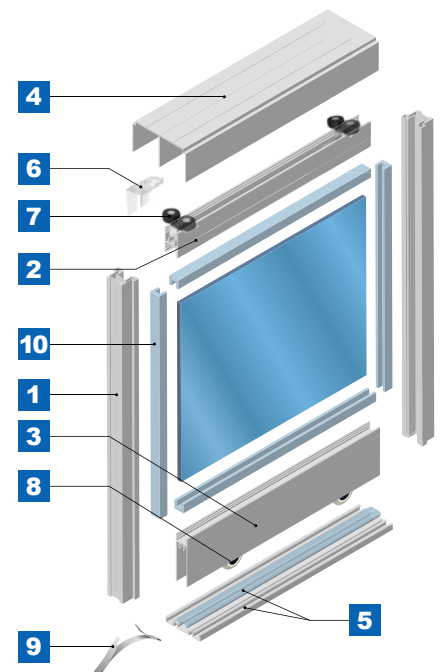
This system is based on a frame construction and is designed for 10 mm board, 4.5 mm glass or 4 mm mirror fillings.

It utilises 2 different handle lines – **FALA** and **POLO**, available in silver and light brown.

The innovative solution here is the fact that the top horizontal profile **SIMPLE 10** is also used as the midrail. This lowers costs without compromising the high quality of the build.

This system has two types of bottom track: V and C, and two types of bottom carriages – with convex wheel V and with concave wheel C. Both tracks are used with rubber finishing profiles.


In this system both the top guides and bottom carriages utilise ball bearing.



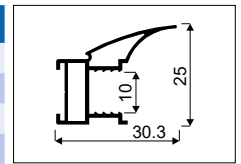
CONSTRUCTION	CARRIAGE SYSTEM		FILLING	LOAD	MAX. HANDLE LENGTH	MAX. TRACK LENGTH
FRAME	TOP	sliding guide	board 10 mm or glass 4.5 mm or mirror 4 mm	35 kg	2.7 m	6.0 m
	BOTTOM	ball bearing carriage				

Handle FALA

BOARD 10 mm GLASS 4.5 mm MIRROR 4 mm

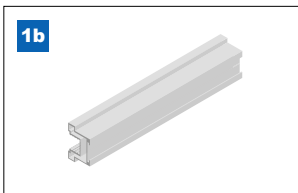


CODE	COLOUR	LENGTH (mm)	COLLECTIVE PACKAGING	PRICED PER	NET PRICE
03806	SILVER	2500	40	item	
03805	LIGHT BROWN	2500	40	item	
03434	SILVER	2700	40	item	
03578	LIGHT BROWN	2700	40	item	

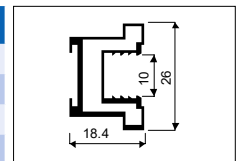


Handle POLO

BOARD 10 mm GLASS 4.5 mm MIRROR 4 mm




CODE	COLOUR	LENGTH (mm)	COLLECTIVE PACKAGING	PRICED PER	NET PRICE
03810	SILVER	2500	40	item	
03809	LIGHT BROWN	2500	40	item	
03433	SILVER	2700	40	item	
03579	LIGHT BROWN	2700	40	item	

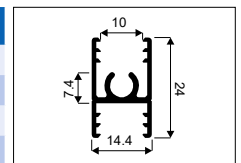


Top horizontal profile/mid-rail SIMPLE 10

BOARD 10 mm GLASS 4.5 mm MIRROR 4 mm




CODE	COLOUR	LENGTH (mm)	COLLECTIVE PACKAGING	PRICED PER	NET PRICE
03755	SILVER	1500	24	item	
03758	LIGHT BROWN	1500	24	item	
03756	SILVER	2000	24	item	
03759	LIGHT BROWN	2000	24	item	
03757	SILVER	2500	24	item	
03760	LIGHT BROWN	2500	24	item	
03580	SILVER	3000	24	item	
03581	LIGHT BROWN	3000	24	item	

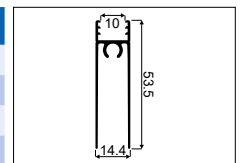


Bottom horizontal profile SIMPLE 10


BOARD 10 mm GLASS 4.5 mm MIRROR 4 mm



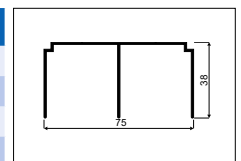
CODE	COLOUR	LENGTH (mm)	COLLECTIVE PACKAGING	PRICED PER	NET PRICE
03746	SILVER	1500	12	item	
03751	LIGHT BROWN	1500	12	item	
03747	SILVER	2000	12	item	
03752	LIGHT BROWN	2000	12	item	
03748	SILVER	2500	12	item	
03753	LIGHT BROWN	2500	12	item	
03582	SILVER	3000	12	item	
03583	LIGHT BROWN	3000	12	item	



Top track BLUE



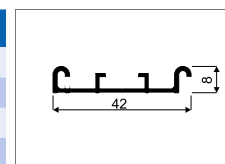
CODE	COLOUR	LENGTH (mm)	COLLECTIVE PACKAGING	PRICED PER	NET PRICE
04471	SILVER	1500	12	item	
04465	LIGHT BROWN	1500	12	item	
04472	SILVER	2000	12	item	
04466	LIGHT BROWN	2000	12	item	
04473	SILVER	2500	12	item	
04467	LIGHT BROWN	2500	12	item	
04474	SILVER	3000	12	item	
04468	LIGHT BROWN	3000	12	item	
04475	SILVER	4000	12	item	
04469	LIGHT BROWN	4000	12	item	
04476	SILVER	6000	12	item	
04470	LIGHT BROWN	6000	12	item	



Bottom track **BLUE-C**



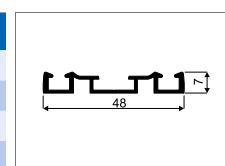
CODE	COLOUR	LENGTH (mm)	COLLECTIVE PACKAGING	PRICED PER	NET PRICE
04483	SILVER	1500	12	item	
04477	LIGHT BROWN	1500	12	item	
04484	SILVER	2000	12	item	
04478	LIGHT BROWN	2000	12	item	
04485	SILVER	2500	12	item	
04479	LIGHT BROWN	2500	12	item	
04486	SILVER	3000	12	item	
04480	LIGHT BROWN	3000	12	item	
04487	SILVER	4000	12	item	
04481	LIGHT BROWN	4000	12	item	
04488	SILVER	6000	12	item	
04482	LIGHT BROWN	6000	12	item	




Bottom track **BLUE-V**



CODE	COLOUR	LENGTH (mm)	COLLECTIVE PACKAGING	PRICED PER	NET PRICE
04495	SILVER	1500	12	item	
04489	LIGHT BROWN	1500	12	item	
04496	SILVER	2000	12	item	
04490	LIGHT BROWN	2000	12	item	
04497	SILVER	2500	12	item	
04491	LIGHT BROWN	2500	12	item	
04498	SILVER	3000	12	item	
04492	LIGHT BROWN	3000	12	item	
04499	SILVER	4000	12	item	
04493	LIGHT BROWN	4000	12	item	
04500	SILVER	6000	12	item	
04494	LIGHT BROWN	6000	12	item	



Rubber finishing profile for bottom track



CODE	COLOUR	ROLL LENGTH	PRICED PER	NET PRICE
20233	TRANSPARENT	50 r.m.	running M	

Top carriage positioner **SIMPLE**



CODE	COLLECTIVE PACKAGING	PRICED PER	NET PRICE
20240	1	set (100 pcs)	

Top carriage positioner **FIX** ! Recommended screw: Unix 3x13 (code 20096)

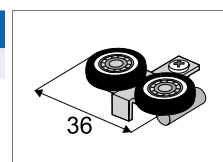


CODE	COLLECTIVE PACKAGING	PRICED PER	NET PRICE
20326	10	item	

Guiding carriage **BLUE 10** symmetric (Set 2 pcs) ! Offer comprises of left and right carriage



CODE	COLLECTIVE PACKAGING	PRICED PER	NET PRICE
10240	200	set	

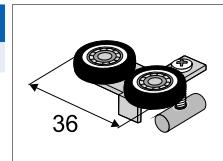


Guiding carriage **BLUE 10** asymmetric (Set 2 pcs)

i Offer comprises of left and right carriage



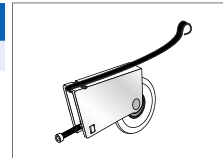
CODE	COLLECTIVE PACKAGING	PRICED PER	NET PRICE
10239	200	set	



Bottom carriage **SIMPLE / BLUE 10V** (Set 2 pcs)



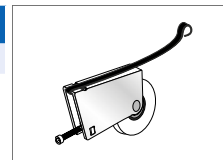
CODE	COLLECTIVE PACKAGING	PRICED PER	NET PRICE
10223	50	set	



Bottom carriage **BLUE 10C** (Set 2 pcs)



CODE	COLLECTIVE PACKAGING	PRICED PER	NET PRICE
10221	50	set	

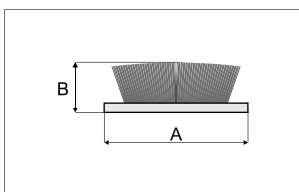


Stopper **SIMPLE**

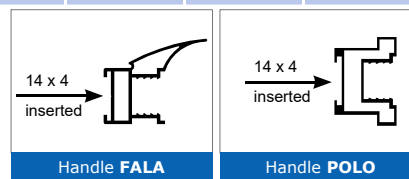


CODE	COLLECTIVE PACKAGING	PRICED PER	NET PRICE
10163	100	item	

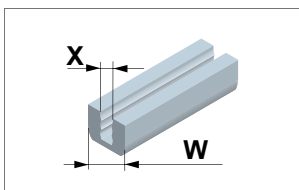
TEXTILE DOOR STOP



CODE	COLOUR	A (mm)	B (mm)	INSTALLATION	ROLL LENGTH	COLLECTIVE PACKAGING	PRICED PER
20094-SV	GREY	14	4	inserted	200 r.m.	4 rolls	running M
20224-SV	GREY	14	4	inserted	50 r.m.	10 rolls	roll



Gasket **TRANSPARENT**

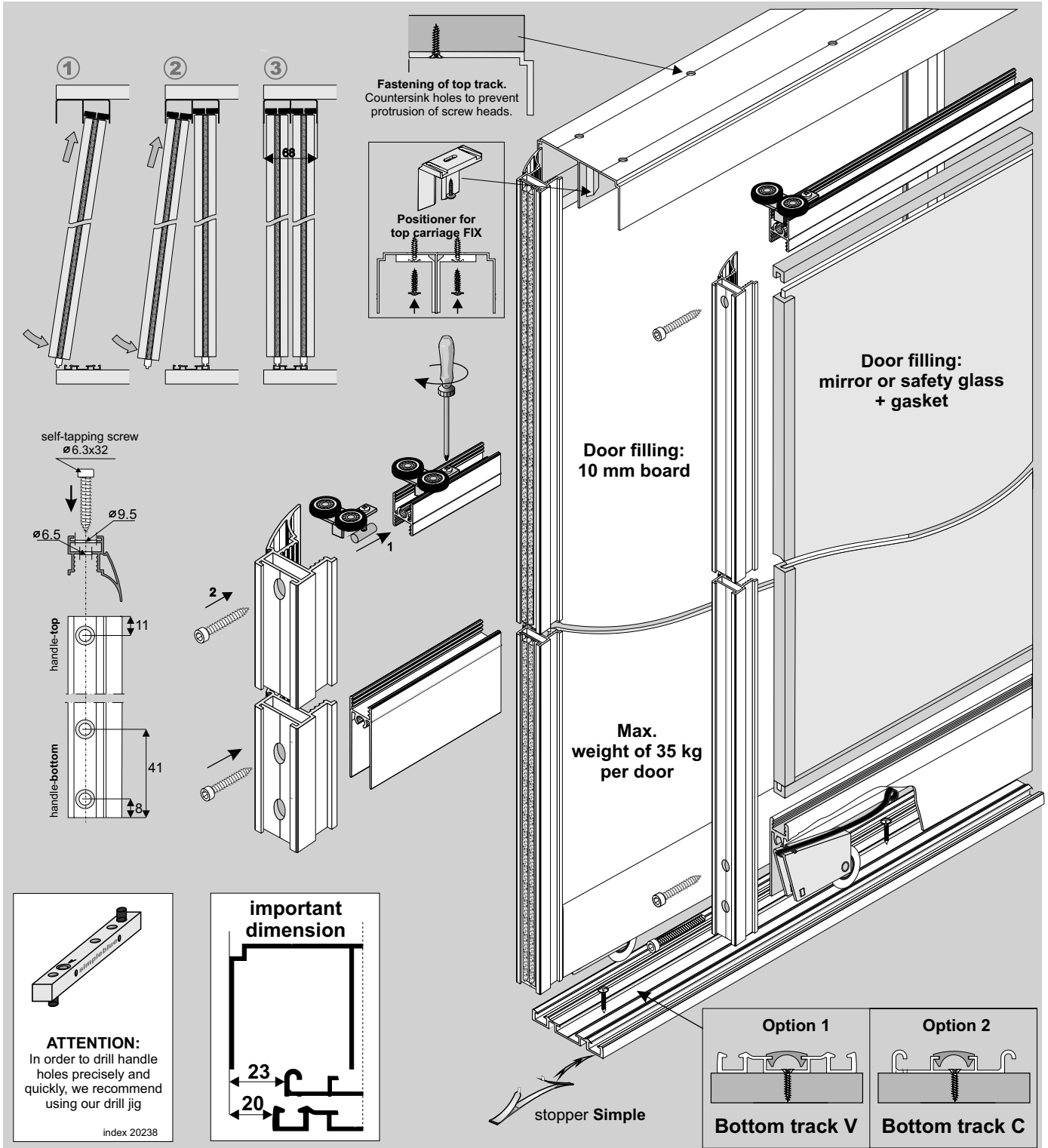


CODE	X (mm)	W (mm)	ROLL LENGTH	PRICED PER	NET PRICE
20031-SV	4	10	100 r.m.	running M	
20032-SV	4.5	10	100 r.m.	running M	

SELF-TAPPING SCREW



CODE	DIMENSIONS (mm)	COLLECTIVE PACKAGING	PRICED PER	NET PRICE
20001	6.3 x 32	2000	item	



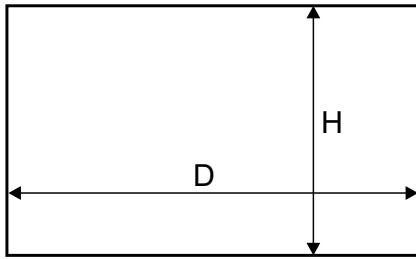
ATTENTION:
In order to drill handle holes precisely and quickly, we recommend using our drill jig

index 20238

COMPONENTS

<p>Handle FALA</p> <p>textile door stop, inserted 14 mm x 4 mm</p> <p>Length: 2.5 m, 2.7 m</p>	<p>Top track Blue</p> <p>75 mm</p> <p>Length: 1.5 m, 2.0 m, 2.5 m, 3.0 m, 4.0 m, 6.0 m</p>	<p>Bottom track Blue-V</p> <p>Option 1</p> <p>48 mm</p> <p>Length: 1.5 m, 2.0 m, 2.5 m, 3.0 m, 4.0 m, 6.0 m</p>	<p>Bottom track Blue-C</p> <p>Option 2</p> <p>42 mm</p> <p>Length: 1.5 m, 2.0 m, 2.5 m, 3.0 m, 4.0 m, 6.0 m</p>	<p>Rubber finishing profile for bottom track</p> <p>Length: 50.0 m</p>	<p>Gasket 4 mm</p> <p>4</p> <p>10</p>	<p>Gasket 4.5 mm</p> <p>4.5</p> <p>10</p>
<p>Top horizontal profile/SIMPLE 10 mid-rail</p> <p>Length: 1.5 m, 2.0 m, 2.5 m, 3.0 m</p>	<p>Bottom horizontal profile Simple 10</p> <p>Length: 1.5 m, 2.0 m, 2.5 m, 3.0 m</p>	<p>Guiding carriage Blue 10 asymmetrical</p> <p>(Set)</p>	<p>Bottom carriage Simple/Blue 10 V</p> <p>Option 1</p> <p>(Set)</p>	<p>Bottom carriage Simple/Blue 10 C</p> <p>Option 2</p> <p>(Set)</p>	<p>Self-tapping screw $\varnothing 6.3 \times 32$</p>	

Dimensions of opening



handle length = door height

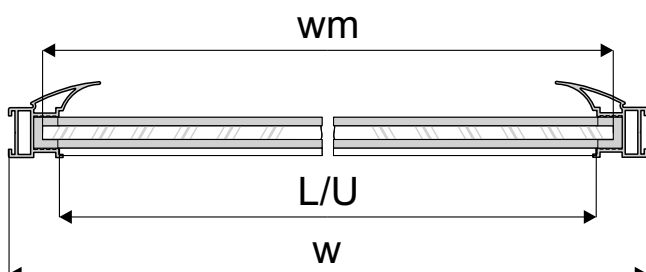
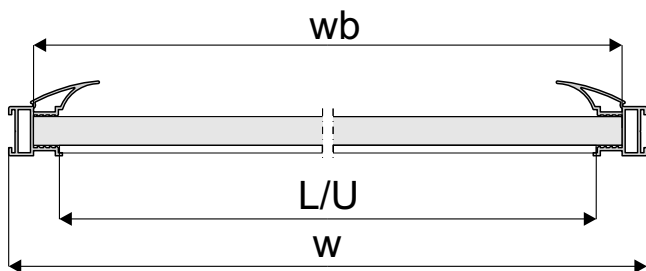
door filling - # 10 mm board, # 4 mm mirror
or # 4.5 mm safety glass

door height	- h	$h = H - 35 \text{ mm}$
- without soft-close		$h = H - 35 \text{ mm}$
- with soft-close Simple MINI (bottom carriage Blue 10V)		$h = H - 39 \text{ mm}$
- with soft-close Simple MINI (bottom carriage Blue 10C)		$h = H - 42 \text{ mm}$
board height	- hb	$hb = h - 65 \text{ mm}$
door width	- w	$w = (W - 3 \text{ mm} + Z) : N$
board width	- wb	$wb = w - 17 \text{ mm}$
horizontal profile length	- L	$L = U = w - 33.2 \text{ mm}$
upper horizontal profile length - U		
mirror height	- hm	$hm = hb$
mirror width	- wm	$wm = wb - 4 \text{ mm}$

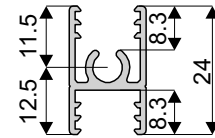
number of doors	- N	2	3
total overlap	- Z	30 mm	60 mm

visual design – 4 wings

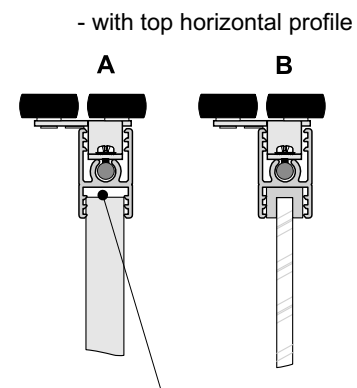
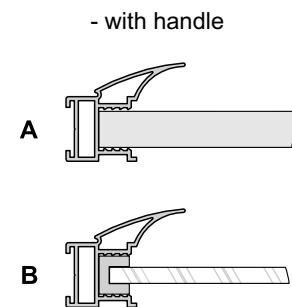
	$w = (W + 87) : 4$
	$w = (W : 2 + 27) : 2$



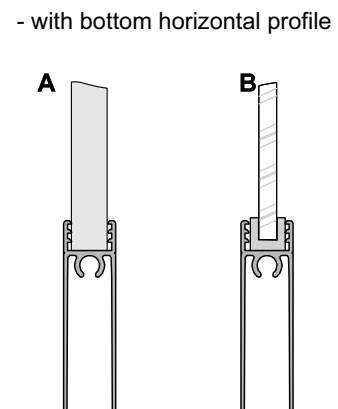
Dimensions helpful during installation of horizontal mid-rails in Simple 10 Frame systems



Installation method for fitting 10 mm board (diag. A) and 4 mm mirror or glass (diag. B)

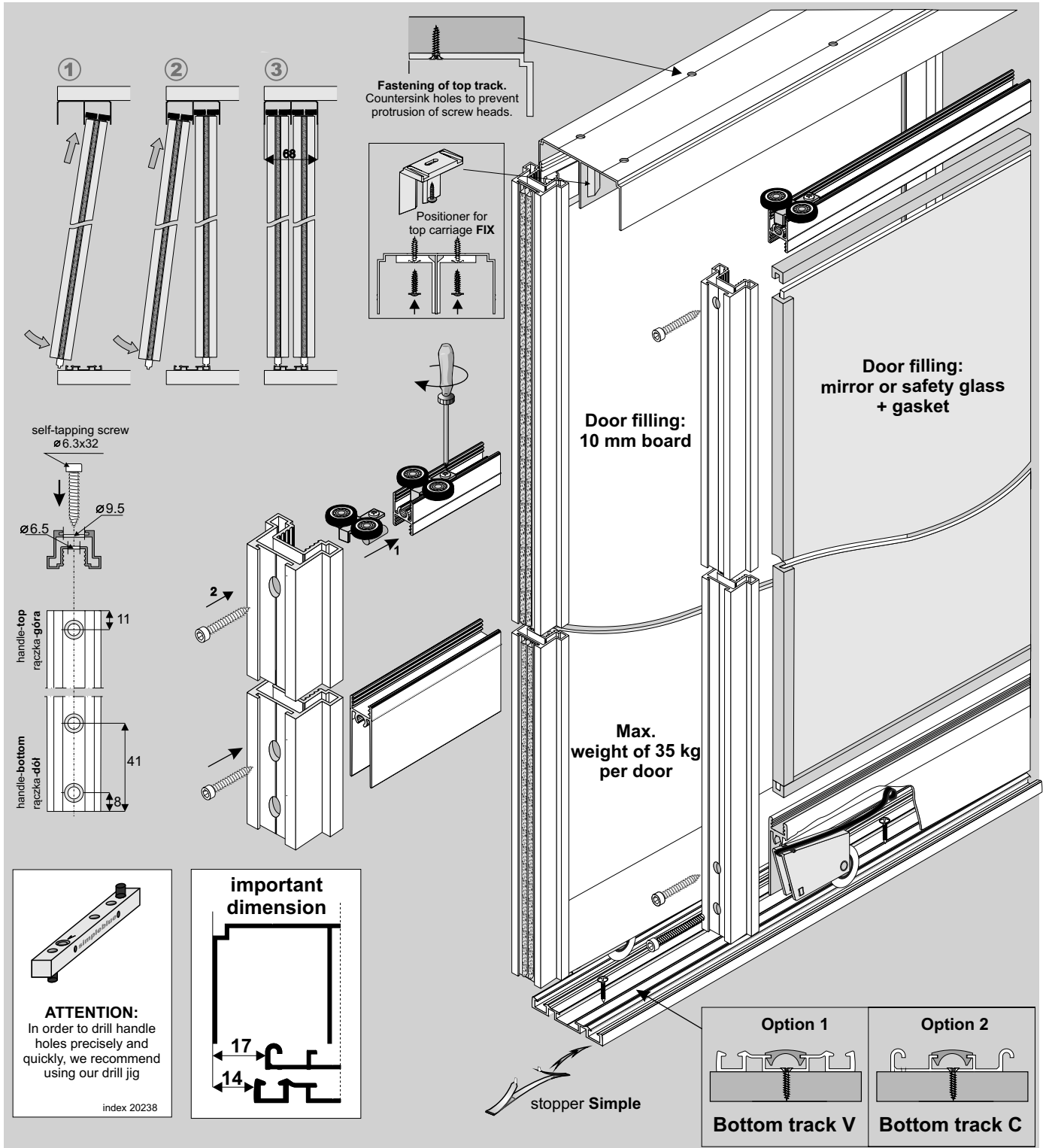


Expansion gap taken into account when calculating the height of chipboard



ATTENTION!

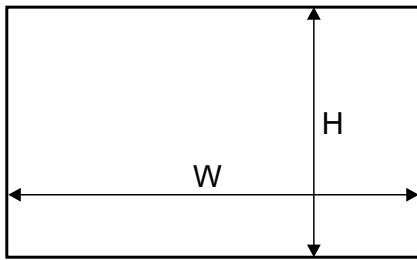
Mirror (4mm) should be used with a safety backing film. Safety glass (4.5mm) comprises of two thin layers with a film in-between. Both mirror and glass need fitting gasket.



COMPONENTS

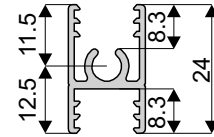
<p>Handle POLO</p> <p>textile door stop, inserted 14 mm x 4 mm</p> <p>Length: 2,5 m, 2,7 m</p>	<p>Top track Blue</p> <p>75 mm</p> <p>Length: 1,5 m, 2,0 m, 2,5 m, 3,0 m, 4,0 m, 6,0 m</p>	<p>Bottom track Blue-V</p> <p>Option 1</p> <p>48 mm</p> <p>Length: 1,5 m, 2,0 m, 2,5 m, 3,0 m, 4,0 m, 6,0 m</p>	<p>Bottom track Blue-C</p> <p>Option 2</p> <p>42 mm</p> <p>Length: 1,5 m, 2,0 m, 2,5 m, 3,0 m, 4,0 m, 6,0 m</p>	<p>Rubber finishing profile for bottom track</p> <p>Length: 50,0 m</p>	<p>Gasket 4 mm</p> <p>4</p> <p>10</p>	<p>Gasket 4.5 mm</p> <p>4.5</p> <p>10</p>
<p>Top horizontal profile/SIMPLE 10 mid-rail</p> <p>Length: 1,5 m, 2,0 m, 2,5 m, 3,0 m</p>	<p>Bottom horizontal profile Simple 10</p> <p>Length: 1,5 m, 2,0 m, 2,5 m, 3,0 m</p>	<p>Guiding carriage Blue 10 symmetrical</p> <p>(Set)</p>	<p>Bottom carriage Simple/Blue 10V</p> <p>Option 1</p> <p>(Set)</p>	<p>Bottom carriage Simple/Blue 10C</p> <p>Option 2</p> <p>(Set)</p>	<p>Self-tapping screw Ø6.3x32</p>	

Dimensions of opening



handle length = door height

Dimensions helpful during installation of horizontal mid-rails in Simple 10 Frame systems

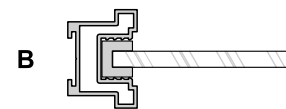
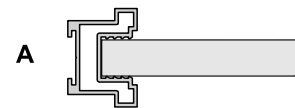


door filling - # 10 mm board, # 4 mm mirror or # 4.5 mm safety glass

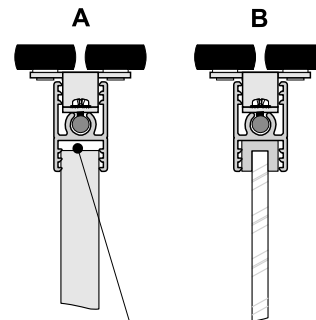
Installation method for fitting 10 mm board (diag. A) and 4 mm mirror or glass (diag. B)

door height	- h	$h = H - 35 \text{ mm}$
- without soft-close		$h = H - 39 \text{ mm}$
- with soft-close Simple MINI (bottom carriage Blue 10V)		$h = H - 42 \text{ mm}$
- with soft-close Simple MINI (bottom carriage Blue 10C)		
board height	- hb	$hb = h - 65 \text{ mm}$
door width	- w	$w = (W - 3 \text{ mm} + Z) : N$
board width	- wb	$wb = w - 18 \text{ mm}$
horizontal profile length	- L	$L = U = w - 34.2 \text{ mm}$
upper horizontal profile length	- U	
mirror height	- hm	$hm = hb$
mirror width	- wm	$wm = wb - 4 \text{ mm}$

- with handle

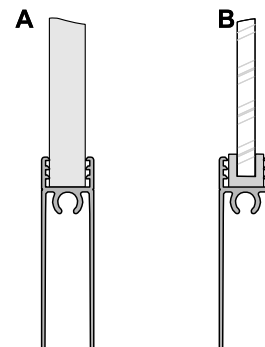


- with top horizontal profile



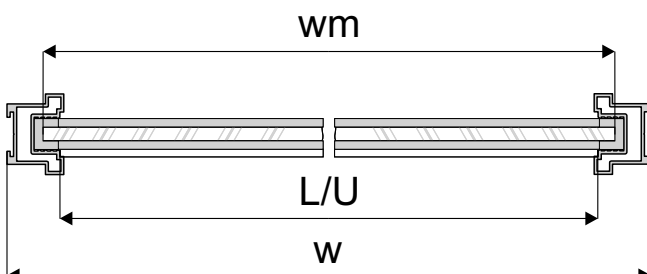
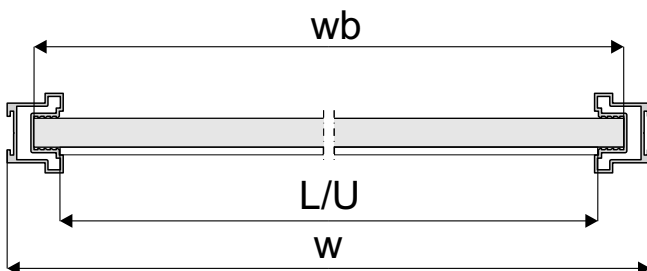
Expansion gap taken into account when calculating the height of chipboard

- with bottom horizontal profile



visual design – 4 wings

	$w = (W + 55) : 4$
	$w = (W : 2 + 15) : 2$



ATTENTION!

Mirror (4mm) should be used with a safety backing film. Safety glass (4.5mm) comprises of two thin layers with a film in-between. Both mirror and glass need fitting gasket.

blue 18 Frame

Sliding doors
with bottom carriage system



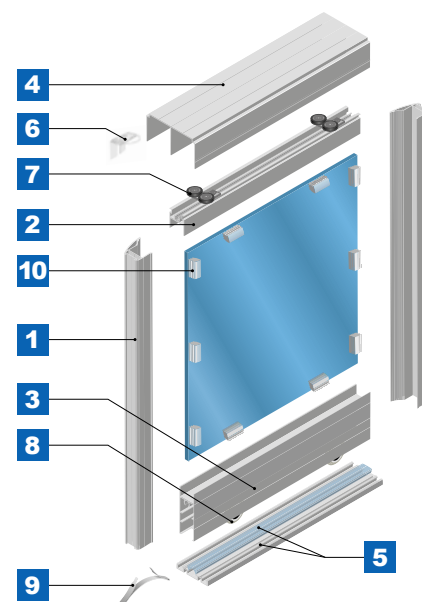
Frame construction designed for 18 mm fillings. **Fastening blocks** make it fast and easy to fit and secure 4 mm – 4.5 mm glass fillings.

The utilisation of **H21 & H28 SIMPLE mid-rails** allows the easy creation of doors combining both 18 mm board and 4 mm – 4.5 mm glass fillings. The ability to securely screw H28 mid-rails to the handle profile additionally increases door rigidity.

The standard top track width of 75 mm allows the use of more ergonomic handles: **Libra** and **Era**, which increase the comfort of usage.

This system has two types of bottom track: V and C, and two types of bottom carriages – with convex wheel V and with concave wheel C. Both tracks are used with rubber finishing profiles.

In this system both the top guides and bottom carriages utilise ball bearing.



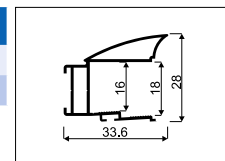
CONSTRUCTION	CARRIAGE SYSTEM		FILLING	LOAD	MAX. HANDLE LENGTH	MAX. TRACK LENGTH
FRAME	TOP	sliding guide	board 18 mm or glass 4.5 mm or mirror 4 mm	35 kg	2.7 m	6.0 m
	BOTTOM	ball bearing carriage				

Handle ERA

BOARD 18 mm GLASS 4.5 mm MIRROR 4 mm




CODE	COLOUR	LENGTH (mm)	COLLECTIVE PACKAGING	PRICED PER	NET PRICE
04512	SILVER	2700	20	item	
04511	LIGHT BROWN	2700	20	item	

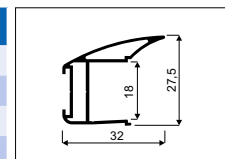


Handle LIBRA

BOARD 18 mm GLASS 4.5 mm MIRROR 4 mm




CODE	COLOUR	LENGTH (mm)	COLLECTIVE PACKAGING	PRICED PER	NET PRICE
03808	SILVER	2500	20	item	
03807	LIGHT BROWN	2500	20	item	
03446	SILVER	2700	20	item	
03506	LIGHT BROWN	2700	20	item	

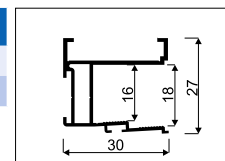


Handle REKORD

BOARD 18 mm GLASS 4.5 mm MIRROR 4 mm




CODE	COLOUR	LENGTH (mm)	COLLECTIVE PACKAGING	PRICED PER	NET PRICE
03446	SILVER	2700	20	item	
03506	LIGHT BROWN	2700	20	item	

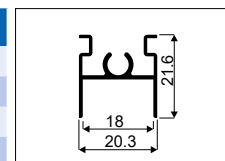


Top horizontal profile SIMPLE Frame II

BOARD 18 mm GLASS 4.5 mm MIRROR 4 mm

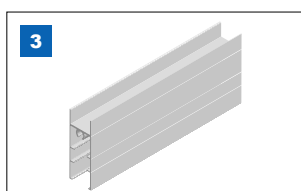


CODE	COLOUR	LENGTH (mm)	COLLECTIVE PACKAGING	PRICED PER	NET PRICE
04460	SILVER	1500	24	item	
04456	LIGHT BROWN	1500	24	item	
04461	SILVER	2000	24	item	
04457	LIGHT BROWN	2000	24	item	
04462	SILVER	2500	24	item	
04458	LIGHT BROWN	2500	24	item	
04463	SILVER	3000	24	item	
04459	LIGHT BROWN	3000	24	item	

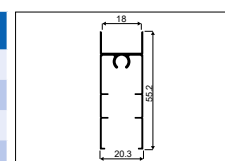


Bottom horizontal profile SIMPLE Frame II


BOARD 18 mm GLASS 4.5 mm MIRROR 4 mm



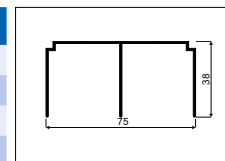
CODE	COLOUR	LENGTH (mm)	COLLECTIVE PACKAGING	PRICED PER	NET PRICE
04452	SILVER	1500	12	item	
04448	LIGHT BROWN	1500	12	item	
04453	SILVER	2000	12	item	
04449	LIGHT BROWN	2000	12	item	
04454	SILVER	2500	12	item	
04450	LIGHT BROWN	2500	12	item	
04455	SILVER	3000	12	item	
04451	LIGHT BROWN	3000	12	item	



Top track **BLUE**



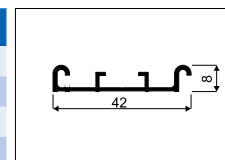
CODE	COLOUR	LENGTH (mm)	COLLECTIVE PACKAGING	PRICED PER	NET PRICE
04471	SILVER	1500	12	item	
04465	LIGHT BROWN	1500	12	item	
04472	SILVER	2000	12	item	
04466	LIGHT BROWN	2000	12	item	
04473	SILVER	2500	12	item	
04467	LIGHT BROWN	2500	12	item	
04474	SILVER	3000	12	item	
04468	LIGHT BROWN	3000	12	item	
04475	SILVER	4000	12	item	
04469	LIGHT BROWN	4000	12	item	
04476	SILVER	6000	12	item	
04470	LIGHT BROWN	6000	12	item	



Bottom track **BLUE-C**



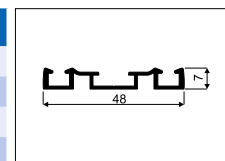
CODE	COLOUR	LENGTH (mm)	COLLECTIVE PACKAGING	PRICED PER	NET PRICE
04483	SILVER	1500	12	item	
04477	LIGHT BROWN	1500	12	item	
04484	SILVER	2000	12	item	
04478	LIGHT BROWN	2000	12	item	
04485	SILVER	2500	12	item	
04479	LIGHT BROWN	2500	12	item	
04486	SILVER	3000	12	item	
04480	LIGHT BROWN	3000	12	item	
04487	SILVER	4000	12	item	
04481	LIGHT BROWN	4000	12	item	
04488	SILVER	6000	12	item	
04482	LIGHT BROWN	6000	12	item	




Bottom track **BLUE-V**



CODE	COLOUR	LENGTH (mm)	COLLECTIVE PACKAGING	PRICED PER	NET PRICE
04495	SILVER	1500	12	item	
04489	LIGHT BROWN	1500	12	item	
04496	SILVER	2000	12	item	
04490	LIGHT BROWN	2000	12	item	
04497	SILVER	2500	12	item	
04491	LIGHT BROWN	2500	12	item	
04498	SILVER	3000	12	item	
04492	LIGHT BROWN	3000	12	item	
04499	SILVER	4000	12	item	
04493	LIGHT BROWN	4000	12	item	
04500	SILVER	6000	12	item	
04494	LIGHT BROWN	6000	12	item	



Rubber finishing profile for bottom track



CODE	COLOUR	ROLL LENGTH	PRICED PER	NET PRICE
20233	TRANSPARENT	50 r.m.	running M	

Top carriage positioner
SIMPLE



CODE	COLLECTIVE PACKAGING	PRICED PER	NET PRICE
20240	1	set (100 pcs)	

Top carriage positioner **FIX** i Recommended screw: Unix 3x13 (code 20096)

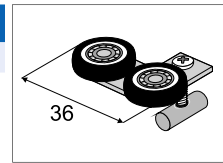


CODE	COLLECTIVE PACKAGING	PRICED PER	NET PRICE
20326	10	item	

Guiding carriage
BLUE 18 Frame (Set 2 pcs) i Offer comprises of left and right carriage



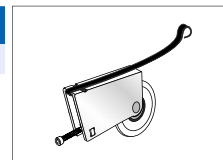
CODE	COLLECTIVE PACKAGING	PRICED PER	NET PRICE
10218	200	set	



Bottom carriage **SIMPLE / BLUE 10V** (Set 2 pcs)



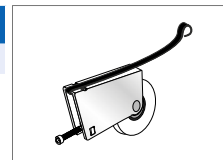
CODE	COLLECTIVE PACKAGING	PRICED PER	NET PRICE
10223	50	set	



Bottom carriage **BLUE 10C** (Set 2 pcs)



CODE	COLLECTIVE PACKAGING	PRICED PER	NET PRICE
10221	50	set	




Stopper **SIMPLE**



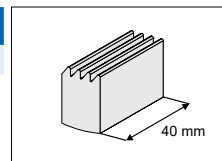
CODE	COLLECTIVE PACKAGING	PRICED PER	NET PRICE
10163	100	item	

blue 18 Frame


Fastening block for glass
SIMPLE Frame 40 mm



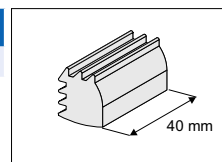
CODE	COLLECTIVE PACKAGING	PRICED PER	NET PRICE
20234	50	set (40 pcs)	



Fastening block for glass
BLUE Frame 40 mm

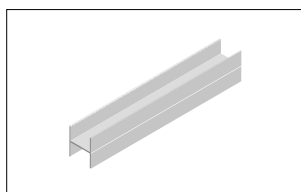


CODE	COLLECTIVE PACKAGING	PRICED PER	NET PRICE
20361	50	set (40 pcs)	

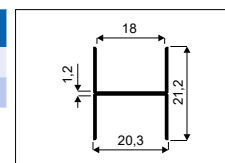


Mid-rail **H21/18 SIMPLE II**

BOARD 18 mm GLASS 4.5 mm MIRROR 4 mm

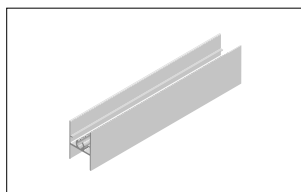


CODE	COLOUR	LENGTH (mm)	COLLECTIVE PACKAGING	PRICED PER	NET PRICE
04447	SILVER	3000	30	item	
04446	LIGHT BROWN	3000	30	item	

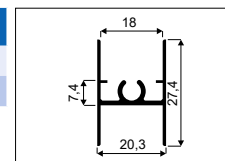


Mid-rail **H28/18 SIMPLE II**

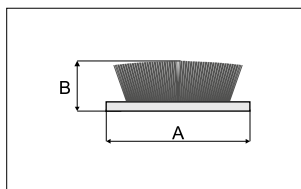
BOARD 18 mm GLASS 4.5 mm MIRROR 4 mm



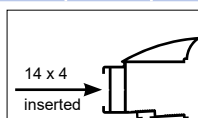
CODE	COLOUR	LENGTH (mm)	COLLECTIVE PACKAGING	PRICED PER	NET PRICE
04445	SILVER	3000	30	item	
04444	LIGHT BROWN	3000	30	item	



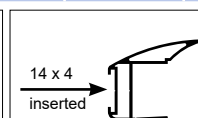
TEXTILE DOOR STOP



CODE	COLOUR	A (mm)	B (mm)	INSTALLATION	ROLL LENGTH	COLLECTIVE PACKAGING	PRICED PER
20094-SV	GREY	14	4	inserted	200 r.m.	4 rolls	running M
20224-SV	GREY	14	4	inserted	50 r.m.	10 rolls	roll



Handle **Era**

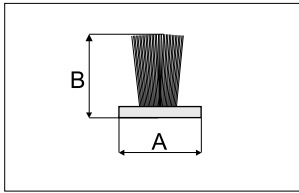


Handle **LIBRA**

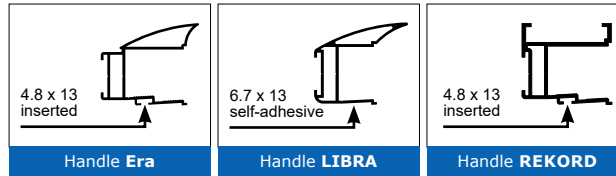


Handle **REKORD**


ANTI-DUST BRUSH



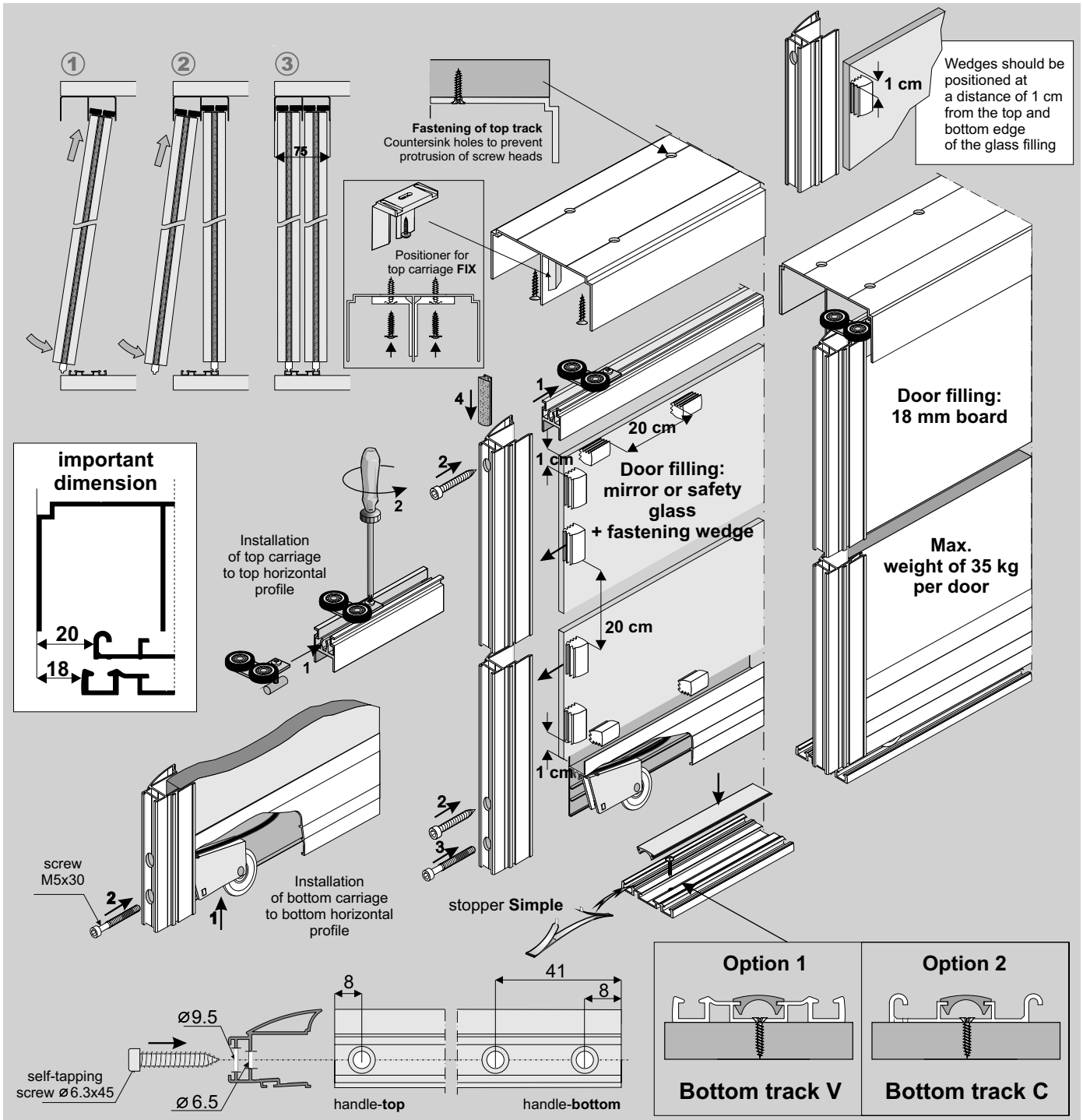
CODE	COLOUR	A (mm)	B (mm)	INSTALLATION	ROLL LENGTH	COLLECTIVE PACKAGING	PRICED PER
20027-SV	GREY	6.7	13	self-adhesive	200 r.m.	3 rolls	running M
20227-SV	GREY	6.7	13	self-adhesive	50 r.m.	12 rolls	roll
20024-SV	GREY	4.8	13	inserted	200 r.m.	4 rolls	running M
20226-SV	GREY	4.8	13	inserted	50 r.m.	10 rolls	roll



SELF-TAPPING SCREW



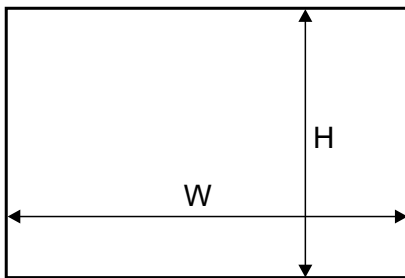
CODE	DIMENSIONS (mm)	COLLECTIVE PACKAGING	PRICED PER	NET PRICE
20001	6.3 x 32	2000	item	
20371	6.3 x 45	2000	item	



COMPONENTS

<p>Handle Era</p> <p>#4 / #18</p> <p>textile door stop, inserted 14 mm x 4 mm</p> <p>anti-dust brush inserted 4.8 mm x 13 mm</p> <p>Length: 2.7 m</p>	<p>Top track Blue</p> <p>75 mm</p> <p>Length: 1.5 m, 2.0 m, 2.5 m, 3.0 m, 4.0 m, 6.0 m</p>	<p>Rubber finishing profile for bottom track</p> <p>Length: 50.0 m</p>	<p>Bottom track Blue-V</p> <p>Option 1</p> <p>48 mm</p> <p>Length: 1.5 m, 2.0 m, 2.5 m, 3.0 m, 4.0 m, 6.0 m</p>	<p>Bottom track Blue-C</p> <p>Option 2</p> <p>42 mm</p> <p>Length: 1.5 m, 2.0 m, 2.5 m, 3.0 m, 4.0 m, 6.0 m</p>	<p>H28 Simple mid-rail</p> <p>Length: 3.0 m</p>	<p>H21 Simple mid-rail</p> <p>Length: 3.0 m</p>
<p>Top horizontal profile Simple Frame II</p> <p>Length: 1.5 m, 2.0 m, 2.5 m, 3.0 m</p>	<p>Bottom horizontal profile Simple Frame II</p> <p>Length: 1.5 m, 2.0 m, 2.5 m, 3.0 m</p>	<p>Guiding carriage Blue 18 Frame</p> <p>(Set)</p>	<p>Bottom carriage Simple/Blue 10V</p> <p>Option 1</p> <p>(Set)</p>	<p>Bottom carriage Blue 10C</p> <p>Option 2</p> <p>(Set)</p>	<p>Self-tapping screw Ø6.3x45</p>	<p>Fastening wedge for glass Blue Frame/ Simple Frame</p> <p>Blue Frame</p> <p>Simple Frame</p>

Dimensions of opening

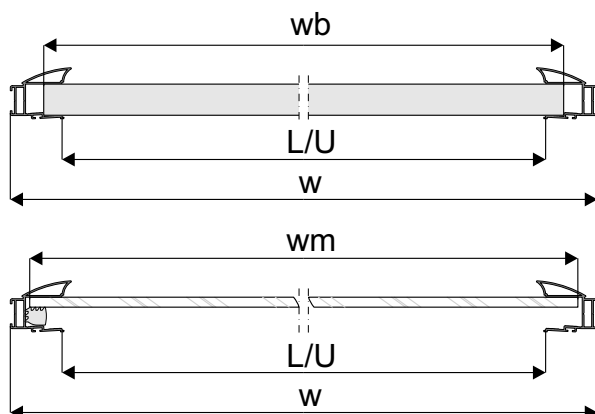


door filling – #18 mm board, #4 mm glass

door height	- h	
- without soft-close		$h = H - 35 \text{ mm}$
- with soft-close Simple MINI & Simple Central (bottom carriage Blue 10V)		$h = H - 39 \text{ mm}$
- with soft-close Simple MINI & Simple Central (bottom carriage Blue 10C)		$h = H - 42 \text{ mm}$
board height	- hb	$hb = h - 60 \text{ mm}$
door width	- w	$w = (W - 3 \text{ mm} + Z) : N$
board width	- wb	$wb = w - 37 \text{ mm}$
horizontal profile length	- L	$L = U = w - 57 \text{ mm}$
upper horizontal profile length	- U	

number of doors	- N	2	3
total overlap	- Z	34 mm	68 mm

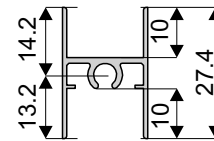
visual design – 4 wings	
	$w = (W + 99) : 4$
	$w = (W : 2 + 31) : 2$



door filling – 4 mm glass or mirror

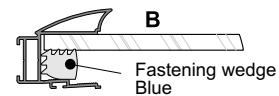
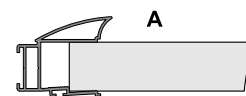
mirror height	- hm	$hm = hb$
mirror width	- wm	$wm = wb + 16 \text{ mm}$

Dimensions helpful during installation of horizontal mid-rails in Blue-Frame systems

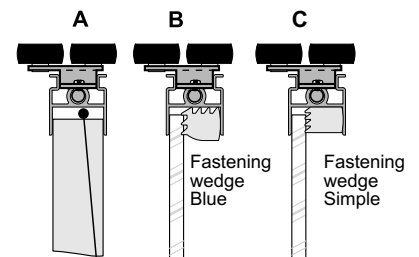


Installation method for fitting 18 mm board (diag. A) and 4 mm mirror or glass (diag. B)

- with handle

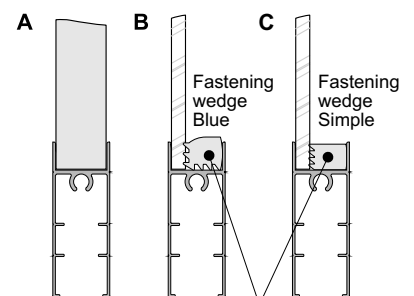


- with top horizontal profile



Expansion gap taken into account when calculating the height of chipboard

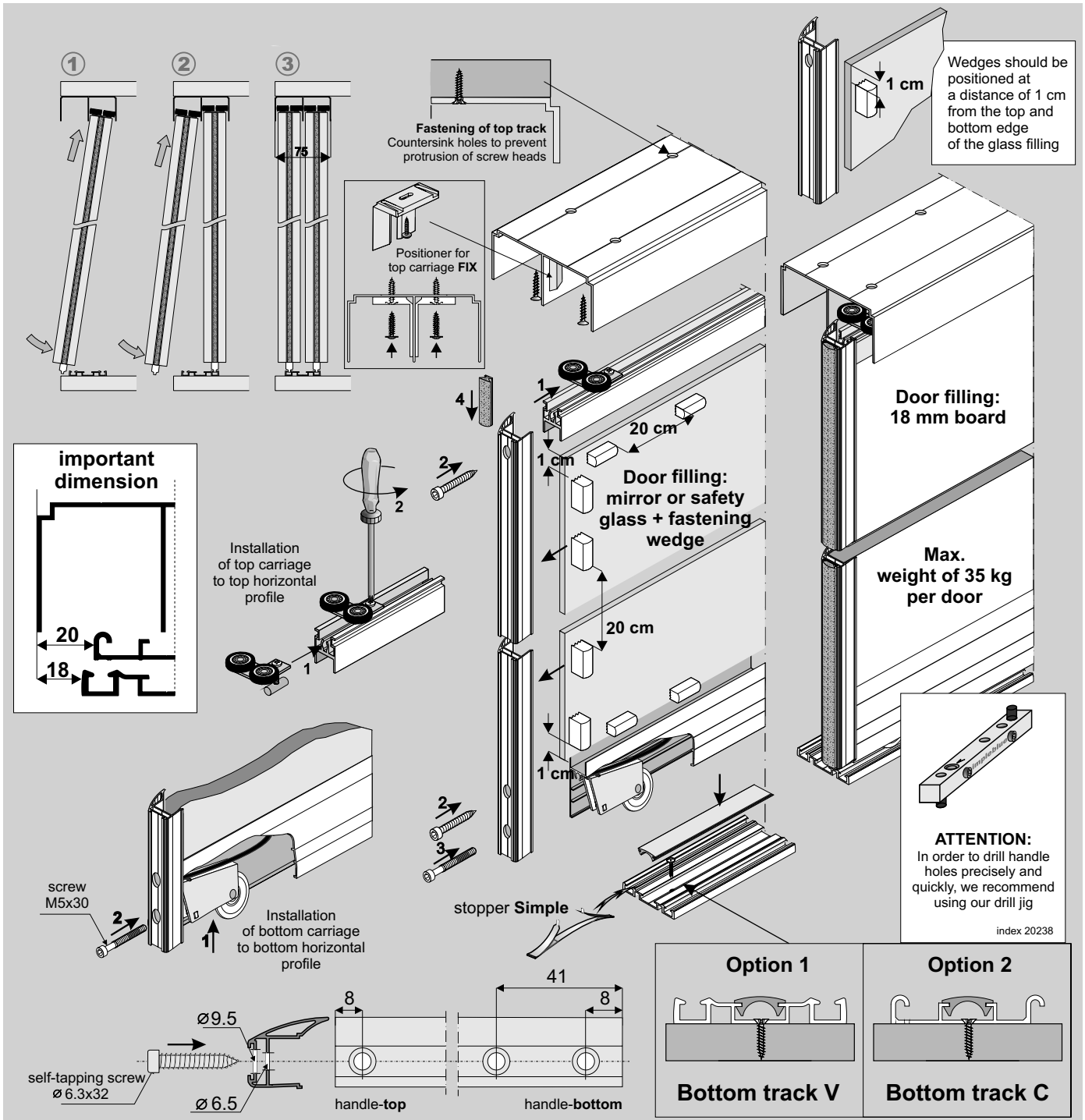
- with bottom horizontal profile



Two types of wedges can be used in the horizontal profiles: Fastening wedge **Blue** (protrudes over the profile edge) or Fastening wedge **Simple** (sits level with the profile edge)

ATTENTION!

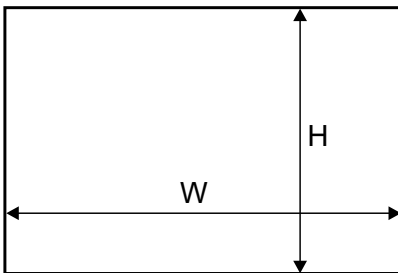
Mirror (4mm) should be used with a safety backing film. Safety glass (4.5mm) comprises of two thin layers with a film in-between.



COMPONENTS

<p>Handle Libra</p> <p>#4 / #18</p> <p>textile door stop, inserted 14 mm x 4 mm</p> <p>anti-dust brush inserted 6.7 mm x 13 mm</p> <p>Length: 2.7 m</p>	<p>Top track Blue</p> <p>75 mm</p> <p>Length: 1.5 m, 2.0 m, 2.5 m, 3.0 m, 4.0 m, 6.0 m</p>	<p>Rubber finishing profile for bottom track</p> <p>Length: 50.0 m</p>	<p>Bottom track Blue-V</p> <p>Option 1</p> <p>48 mm</p> <p>Length: 1.5 m, 2.0 m, 2.5 m, 3.0 m, 4.0 m, 6.0 m</p>	<p>Bottom track Blue-C</p> <p>Option 2</p> <p>42 mm</p> <p>Length: 1.5 m, 2.0 m, 2.5 m, 3.0 m, 4.0 m, 6.0 m</p>	<p>H28 Simple mid-rail</p> <p>Length: 3.0 m</p>	<p>H21 Simple mid-rail</p> <p>Length: 3.0 m</p>
<p>Top horizontal profile Simple Frame II</p> <p>Length: 1.5 m, 2.0 m, 2.5 m, 3.0 m</p>	<p>Bottom horizontal profile Simple Frame II</p> <p>Length: 1.5 m, 2.0 m, 2.5 m, 3.0 m</p>	<p>Guiding carriage Blue 18 Frame</p> <p>(Set)</p>	<p>Bottom carriage Simple/Blue 10V</p> <p>Opcja 1</p> <p>(Set)</p>	<p>Bottom carriage Blue 10C</p> <p>Option 2</p> <p>(Set)</p>	<p>Self-tapping screw $\varnothing 6.3 \times 32$</p>	<p>Fastening wedge for glass Blue Frame/ Simple Frame</p> <p>Blue Frame Simple Frame</p>

Dimensions of opening

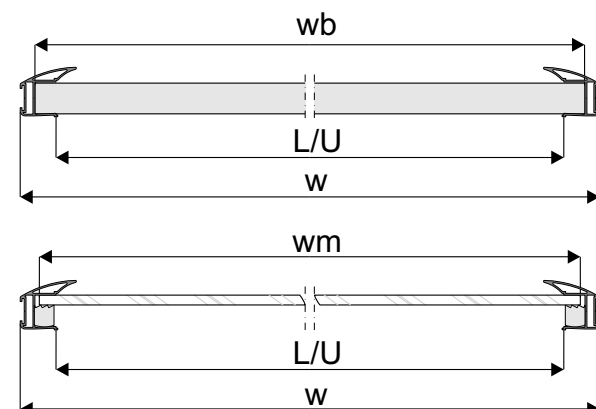


door filling – #18 mm board, #4 mm glass

door height	- h	
- without soft-close		$h = H - 35 \text{ mm}$
- with soft-close Simple MINI & Simple Central (bottom carriage Blue 10V)		$h = H - 39 \text{ mm}$
- with soft-close Simple MINI & Simple Central (bottom carriage Blue 10C)		$h = H - 42 \text{ mm}$
board height	- hb	$hb = h - 60 \text{ mm}$
door width	- w	$w = (W - 3 \text{ mm} + Z) : N$
board width	- wb	$wb = w - 17 \text{ mm}$
horizontal profile length	- L	$L = U = w - 40.4 \text{ mm}$
upper horizontal profile length	- U	

number of doors	- N	2	3
total overlap	- Z	32 mm	64 mm

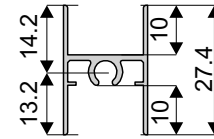
visual design – 4 wings	
	$w = (W + 93) : 4$
	$w = (W : 2 + 29) : 2$



door filling – 4 mm glass or mirror

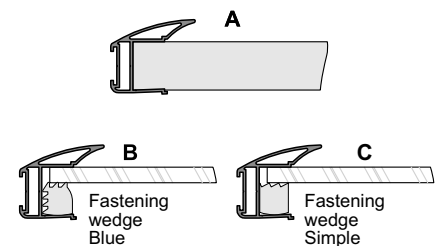
mirror height	- hm	$hm = hb$
mirror width	- wm	$wm = wb - 4 \text{ mm}$

Dimensions helpful during installation of horizontal mid-rails in Blue-Frame systems

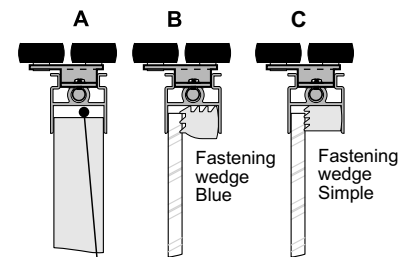


Installation method for fitting 18 mm board (diag. A) and 4 mm mirror or glass (diag. B)

- with handle

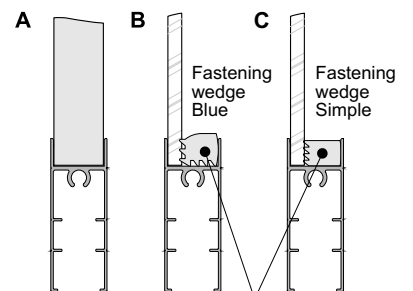


- with top horizontal profile



Expansion gap taken into account when calculating the height of chipboard

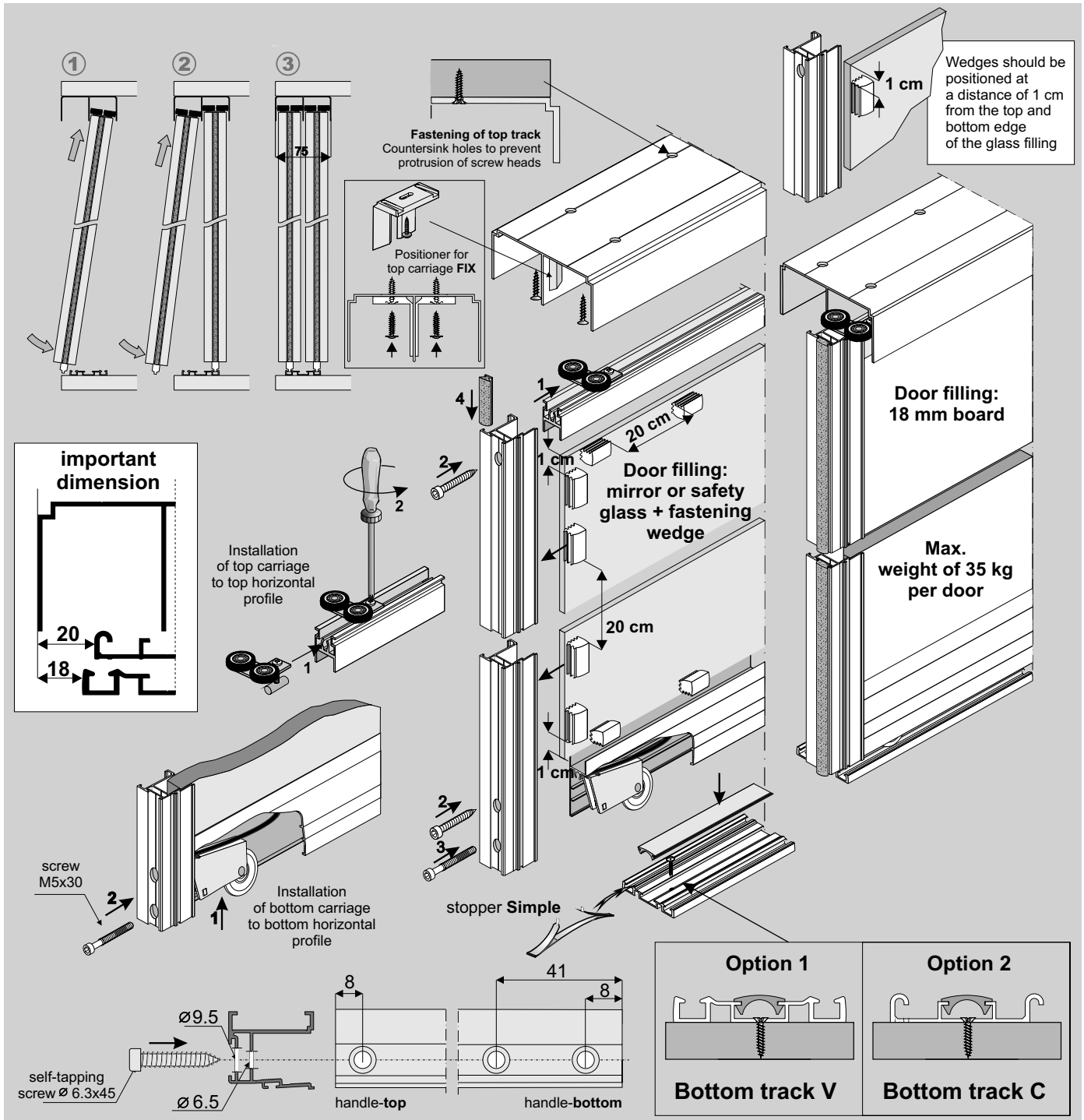
- with bottom horizontal profile



Two types of wedges can be used in the horizontal profiles: Fastening wedge Blue (protrudes over the profile edge) or Fastening wedge Simple (sits level with the profile edge)

ATTENTION!

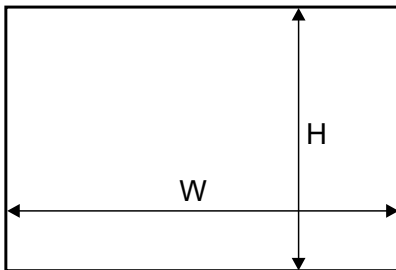
Mirror (4mm) should be used with a safety backing film. Safety glass (4.5mm) comprises of two thin layers with a film in-between.



COMPONENTS

<p>Handle Rekord</p> <p>#4 / #18</p> <p>textile door stop, inserted 14 mm x 4 mm</p> <p>anti-dust brush inserted 4.8 mm x 13 mm</p> <p>Length: 2.7 m</p>	<p>Top track Blue</p> <p>75 mm</p> <p>Length: 1.5 m, 2.0 m, 2.5 m, 3.0 m, 4.0 m, 6.0 m</p>	<p>Rubber finishing profile for bottom track</p> <p>Length: 50.0 m</p>	<p>Bottom track Blue-V</p> <p>Option 1</p> <p>48 mm</p> <p>Length: 1.5 m, 2.0 m, 2.5 m, 3.0 m, 4.0 m, 6.0 m</p>	<p>Bottom track Blue-C</p> <p>Option 2</p> <p>42 mm</p> <p>Length: 1.5 m, 2.0 m, 2.5 m, 3.0 m, 4.0 m, 6.0 m</p>	<p>H28 Simple mid-rail</p> <p>Length: 3.0 m</p>	<p>H21 Simple mid-rail</p> <p>Length: 3.0 m</p>
<p>Top horizontal profile Simple Frame II</p> <p>Length: 1.5 m, 2.0 m, 2.5 m, 3.0 m</p>	<p>Bottom horizontal profile Simple Frame II</p> <p>Length: 1.5 m, 2.0 m, 2.5 m, 3.0 m</p>	<p>Guiding carriage Blue 18 Frame</p> <p>(Set)</p>	<p>Bottom carriage Simple/Blue 10V</p> <p>Option 1</p> <p>(Set)</p>	<p>Bottom carriage Blue 10C</p> <p>Otion 2</p> <p>(Set)</p>	<p>Self-tapping screw Ø 6.3x45</p>	<p>Fastening wedge for glass Blue Frame/ Simple Frame</p> <p>Blue Frame</p> <p>Simple Frame</p>

Dimensions of opening

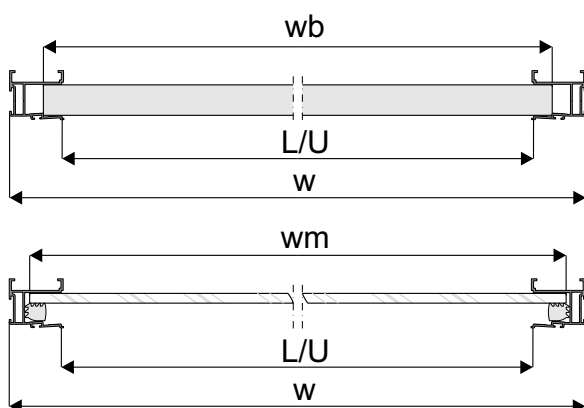


door filling – #18 mm board, #4 mm glass

door height	- h	
- without soft-close		$h = H - 35 \text{ mm}$
- with soft-close Simple MINI & Simple Central (bottom carriage Blue 10V)		$h = H - 39 \text{ mm}$
- with soft-close Simple MINI & Simple Central (bottom carriage Blue 10C)		$h = H - 42 \text{ mm}$
board height	- hb	$hb = h - 60 \text{ mm}$
door width	- w	$w = (W - 3 \text{ mm} + Z) : N$
board width	- wb	$wb = w - 37 \text{ mm}$
horizontal profile length	- L	$L = U = w - 57 \text{ mm}$
upper horizontal profile length	- U	

number of doors	- N	2	3
total overlap	- Z	30 mm	60 mm

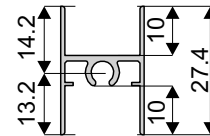
visual design – 4 wings	
	$w = (W + 87) : 4$
	$w = (W : 2 + 27) : 2$



door filling – 4 mm glass or mirror

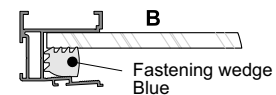
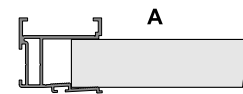
mirror height	- hm	$hm = hb$
mirror width	- wm	$wm = wb + 16 \text{ mm}$

Dimensions helpful during installation of horizontal mid-rails in Blue-Frame systems

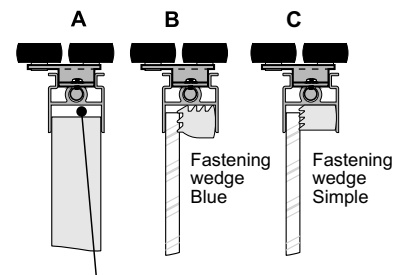


Installation method for fitting 18 mm board (diag. A) and 4 mm mirror or glass (diag. B)

- with handle

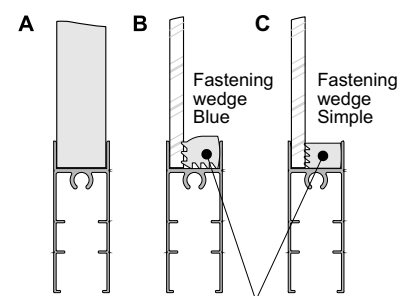


- with top horizontal profile



Expansion gap taken into account when calculating the height of chipboard

- with bottom horizontal profile



Two types of wedges can be used in the horizontal profiles: Fastening wedge **Blue** (protrudes over the profile edge) or Fastening wedge **Simple** (sits level with the profile edge)

ATTENTION!

Mirror (4mm) should be used with a safety backing film. Safety glass (4.5mm) comprises of two thin layers with a film in-between.

blue 18 Board

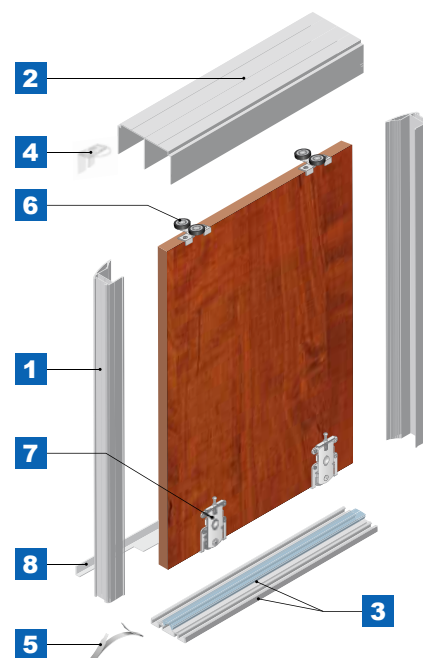
Sliding doors
with bottom carriage system



Board construction of either 16 mm or 18 mm board, dependent on handle profile used. The universal design for **Era**, **Rekord** and **Trio** handles allow 12 mm chipboard and 4 mm glass to be utilised, as well as, 18 mm board.

This system also incorporates handle profiles **Fiesta**, **Libra** and **Focus**, which exist in 16 mm and 18 mm formats. Handle **Fiesta 16** and **Fiesta 18** has the additional **Decor** option, which means self-adhesive foils can be applied.

This system has two types of bottom track: V and C, and two types of bottom carriages – with convex wheel V and with concave wheel C. Both tracks are used with rubber finishing profiles. In this system both the top guides and bottom carriages utilise ball bearing. The special construction of the bottom carriages ensures simplicity of assembly.



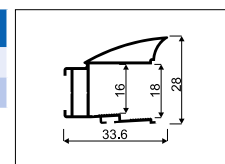
CONSTRUCTION	CARRIAGE SYSTEM		FILLING	LOAD	MAX. HANDLE LENGTH	MAX. TRACK LENGTH
BOARD	TOP	sliding guide	board 18 mm or board 16 mm or board 12 mm + mirror 4 mm	35 kg	2.7 m	6.0 m
	BOTTOM	ball bearing carriage				

Handle ERA

BOARD 16 mm BOARD 18 mm BOARD + MIRROR

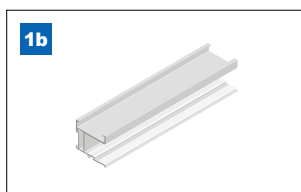


CODE	COLOUR	LENGTH (mm)	COLLECTIVE PACKAGING	PRICED PER	NET PRICE
04512	SILVER	2700	20	item	
04511	LIGHT BROWN	2700	20	item	

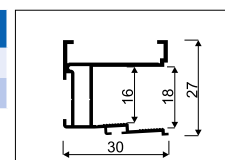


Handle REKORD

BOARD 16 mm BOARD 18 mm BOARD + MIRROR




CODE	COLOUR	LENGTH (mm)	COLLECTIVE PACKAGING	PRICED PER	NET PRICE
04748	SILVER	2700	20	item	
04747	LIGHT BROWN	2700	20	item	

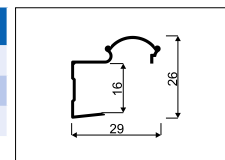


Handle FIESTA 16-Decor C

BOARD 16 mm




CODE	COLOUR	LENGTH (mm)	COLLECTIVE PACKAGING	PRICED PER	NET PRICE
04559	SILVER	2400	40	item	
04560	SILVER	2700	20	item	
04558	LIGHT BROWN	2700	20	item	

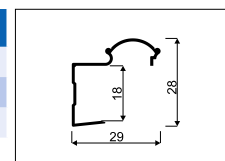


Handle FIESTA 18-Decor C

BOARD 18 mm




CODE	COLOUR	LENGTH (mm)	COLLECTIVE PACKAGING	PRICED PER	NET PRICE
04564	SILVER	2400	40	item	
04565	SILVER	2700	20	item	
04563	LIGHT BROWN	2700	20	item	

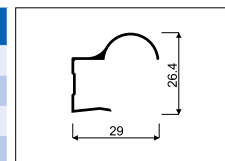


Handle FOCUS 16

BOARD 16 mm




CODE	COLOUR	LENGTH (mm)	COLLECTIVE PACKAGING	PRICED PER	NET PRICE
03155	SILVER	2400	40	item	
03610	LIGHT BROWN	2400	40	item	
00483	SILVER	2700	20	item	
00482	LIGHT BROWN	2700	20	item	

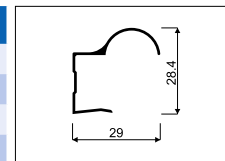


Handle FOCUS 18

BOARD 18 mm




CODE	COLOUR	LENGTH (mm)	COLLECTIVE PACKAGING	PRICED PER	NET PRICE
03156	SILVER	2400	40	item	
03613	LIGHT BROWN	2400	40	item	
00490	SILVER	2700	20	item	
00488	LIGHT BROWN	2700	20	item	

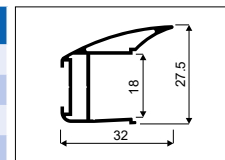


Handle LIBRA

BOARD 18 mm



CODE	COLOUR	LENGTH (mm)	COLLECTIVE PACKAGING	PRICED PER	NET PRICE
03808	SILVER	2500	20	item	
03807	LIGHT BROWN	2500	20	item	
03446	SILVER	2700	20	item	
03506	LIGHT BROWN	2700	20	item	

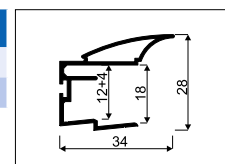


Handle TRIO 16/18


BOARD 18 mm BOARD + MIRROR



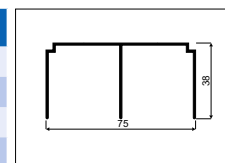
CODE	COLOUR	LENGTH (mm)	COLLECTIVE PACKAGING	PRICED PER	NET PRICE
04510	SILVER	2700	20	item	
04509	LIGHT BROWN	2700	20	item	



Top track BLUE



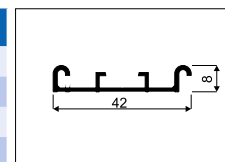
CODE	COLOUR	LENGTH (mm)	COLLECTIVE PACKAGING	PRICED PER	NET PRICE
04471	SILVER	1500	12	item	
04465	LIGHT BROWN	1500	12	item	
04472	SILVER	2000	12	item	
04466	LIGHT BROWN	2000	12	item	
04473	SILVER	2500	12	item	
04467	LIGHT BROWN	2500	12	item	
04474	SILVER	3000	12	item	
04468	LIGHT BROWN	3000	12	item	
04475	SILVER	4000	12	item	
04469	LIGHT BROWN	4000	12	item	
04476	SILVER	6000	12	item	
04470	LIGHT BROWN	6000	12	item	




Bottom track BLUE-C



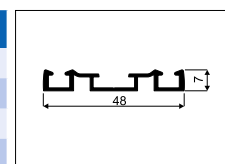
CODE	COLOUR	LENGTH (mm)	COLLECTIVE PACKAGING	PRICED PER	NET PRICE
04483	SILVER	1500	12	item	
04477	LIGHT BROWN	1500	12	item	
04484	SILVER	2000	12	item	
04478	LIGHT BROWN	2000	12	item	
04485	SILVER	2500	12	item	
04479	LIGHT BROWN	2500	12	item	
04486	SILVER	3000	12	item	
04480	LIGHT BROWN	3000	12	item	
04487	SILVER	4000	12	item	
04481	LIGHT BROWN	4000	12	item	
04488	SILVER	6000	12	item	
04482	LIGHT BROWN	6000	12	item	




Bottom track BLUE-V



CODE	COLOUR	LENGTH (mm)	COLLECTIVE PACKAGING	PRICED PER	NET PRICE
04495	SILVER	1500	12	item	
04489	LIGHT BROWN	1500	12	item	
04496	SILVER	2000	12	item	
04490	LIGHT BROWN	2000	12	item	
04497	SILVER	2500	12	item	
04491	LIGHT BROWN	2500	12	item	
04498	SILVER	3000	12	item	
04492	LIGHT BROWN	3000	12	item	
04499	SILVER	4000	12	item	
04493	LIGHT BROWN	4000	12	item	
04500	SILVER	6000	12	item	
04494	LIGHT BROWN	6000	12	item	



Rubber finishing profile for bottom track



CODE	COLOUR	ROLL LENGTH	PRICED PER	NET PRICE
20233	TRANSPARENT	50 r.m.	running M	

Top carriage positioner **SIMPLE**



CODE	COLLECTIVE PACKAGING	PRICED PER	NET PRICE
20240	1	set (100 pcs)	

Top carriage positioner **FIX**

 Recommended screw: Unix 3x13 (code 20096)



CODE	COLLECTIVE PACKAGING	PRICED PER	NET PRICE
20326	10	item	

Stopper **SIMPLE**

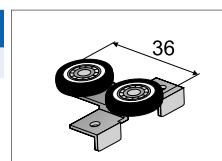


CODE	COLLECTIVE PACKAGING	PRICED PER	NET PRICE
10163	100	item	

Guiding carriage **BLUE 18 Board** asymmetrical (Set 2 pcs)



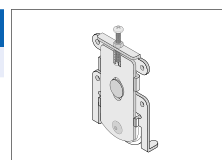
CODE	COLLECTIVE PACKAGING	PRICED PER	NET PRICE
10217	200	set	



Bottom carriage **BLUE 18V Board** (Set 2 pcs)



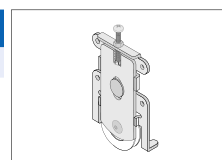
CODE	COLLECTIVE PACKAGING	PRICED PER	NET PRICE
10219	50	set	



Bottom carriage **BLUE 18C Board** (Set 2 pcs)




CODE	COLLECTIVE PACKAGING	PRICED PER	NET PRICE
10220	50	set	

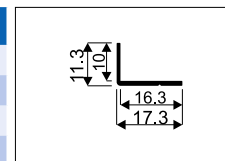


Angle section MINI

BOARD 16 mm BOARD 18 mm BOARD + MIRROR




CODE	COLOUR	LENGTH (mm)	COLLECTIVE PACKAGING	PRICED PER	NET PRICE
00102	SILVER	1700	120	item	
00093	LIGHT BROWN	1700	120	item	
00103	SILVER	2350	120	item	
00094	LIGHT BROWN	2350	120	item	
00104	SILVER	3000	120	item	
00095	LIGHT BROWN	3000	120	item	

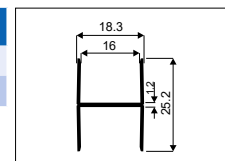


H-profile H25/16 SIMPLE

BOARD 16 mm BOARD + MIRROR

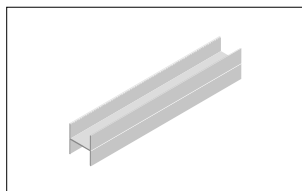


CODE	COLOUR	LENGTH (mm)	COLLECTIVE PACKAGING	PRICED PER	NET PRICE
03939	SILVER	3000	30	item	
03938	LIGHT BROWN	3000	30	item	

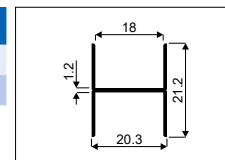


H-profile H21/18 SIMPLE II

BOARD 18 mm




CODE	COLOUR	LENGTH (mm)	COLLECTIVE PACKAGING	PRICED PER	NET PRICE
04447	SILVER	3000	30	item	
04446	LIGHT BROWN	3000	30	item	

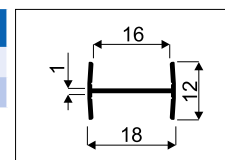


H-profile H12/16 SIMPLE

BOARD 16 mm




CODE	COLOUR	LENGTH (mm)	COLLECTIVE PACKAGING	PRICED PER	NET PRICE
04504	SILVER	3000	60	item	
04503	LIGHT BROWN	3000	60	item	

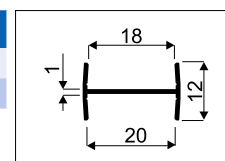


H-profile H12/18 SIMPLE

BOARD 18 mm




CODE	COLOUR	LENGTH (mm)	COLLECTIVE PACKAGING	PRICED PER	NET PRICE
04506	SILVER	3000	60	item	
04505	LIGHT BROWN	3000	60	item	

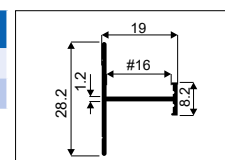


H-profile H08/16

BOARD 16 mm




CODE	COLOUR	LENGTH (mm)	COLLECTIVE PACKAGING	PRICED PER	NET PRICE
03935	SILVER	3000	60	item	
03934	LIGHT BROWN	3000	60	item	

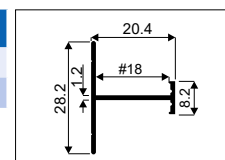


H-profile H08/18

BOARD 18 mm




CODE	COLOUR	LENGTH (mm)	COLLECTIVE PACKAGING	PRICED PER	NET PRICE
00199	SILVER	3000	60	item	
01877	LIGHT BROWN	3000	60	item	

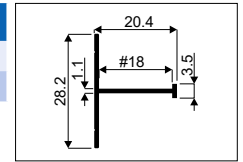


H-profile H04/18

BOARD 18 mm




CODE	COLOUR	LENGTH (mm)	COLLECTIVE PACKAGING	PRICED PER	NET PRICE
01710	SILVER	3000	60	item	
01711	LIGHT BROWN	3000	60	item	

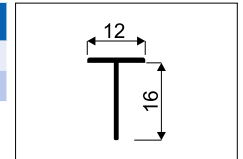


T-profile 12 SIMPLE

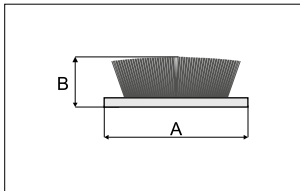
BOARD 16 mm BOARD 18 mm BOARD + MIRROR



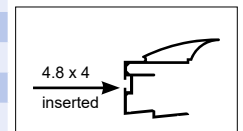
CODE	COLOUR	LENGTH (mm)	COLLECTIVE PACKAGING	PRICED PER	NET PRICE
04502	SILVER	3000	60	item	
04501	LIGHT BROWN	3000	60	item	



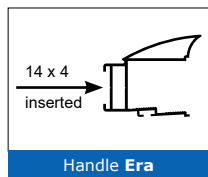
TEXTILE DOOR STOP



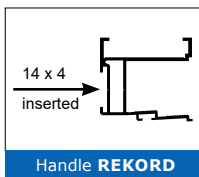
CODE	COLOUR	A (mm)	B (mm)	INSTALLATION	ROLL LENGTH	COLLECTIVE PACKAGING	PRICED PER
20094-SV	GREY	14	4	inserted	200 r.m.	4 rolls	running M
20224-SV	GREY	14	4	inserted	50 r.m.	10 rolls	roll
20020-SV	GREY	4.8	4	inserted	550 r.m.	4 rolls	running M
20225-SV	GREY	4.8	4	inserted	100 r.m.	10 rolls	roll
20023-SV	GREY	4.8	4	self-adhesive	550 r.m.	4 rolls	running M
20228-SV	GREY	4.8	4	self-adhesive	100 r.m.	10 rolls	roll



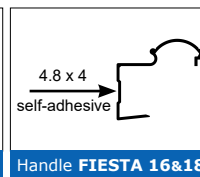
Handle **TRIO**



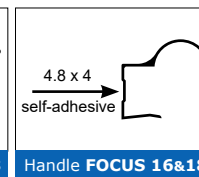
Handle **Era**



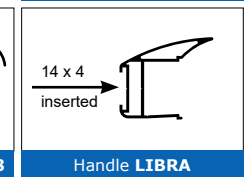
Handle **REKORD**



Handle **FIESTA 16&18**

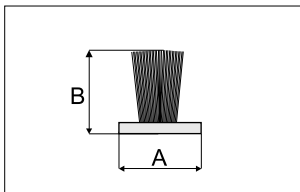


Handle **FOCUS 16&18**

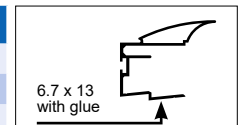


Handle **LIBRA**

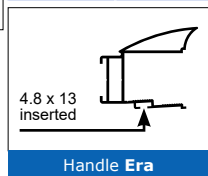
ANTI-DUST BRUSH



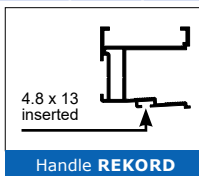
CODE	COLOUR	A (mm)	B (mm)	INSTALLATION	ROLL LENGTH	COLLECTIVE PACKAGING	PRICED PER
20027-SV	GREY	6.7	13	self-adhesive	200 r.m.	3 rolls	running M
20227-SV	GREY	6.7	13	self-adhesive	50 r.m.	12 rolls	roll
20024-SV	GREY	4.8	13	inserted	200 r.m.	4 rolls	running M
20226-SV	GREY	4.8	13	inserted	50 r.m.	10 rolls	roll



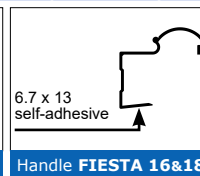
Handle **TRIO**



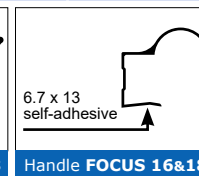
Handle **Era**



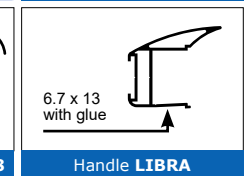
Handle **REKORD**



Handle **FIESTA 16&18**



Handle **FOCUS 16&18**

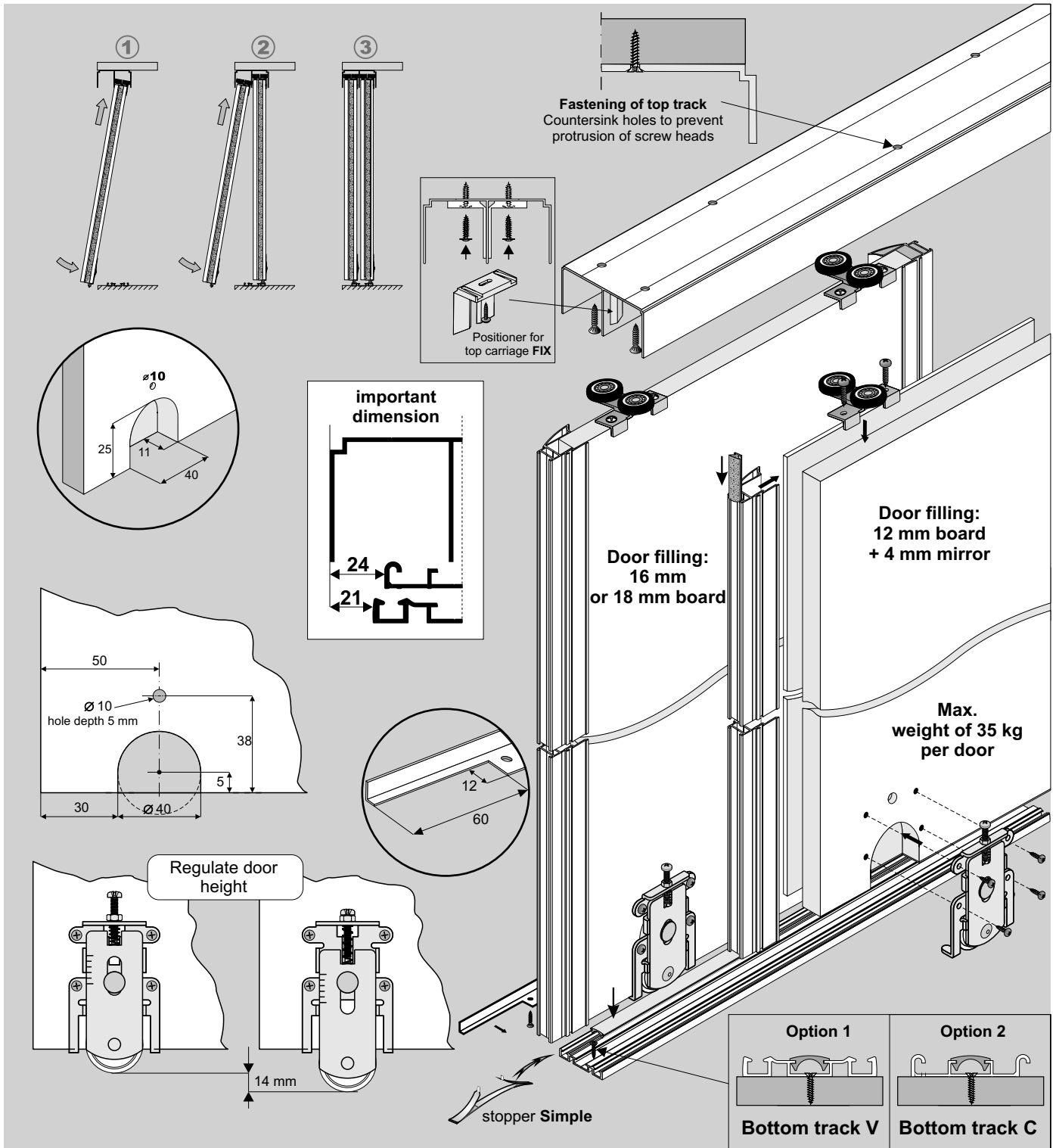


Handle **LIBRA**

Screws UNIX



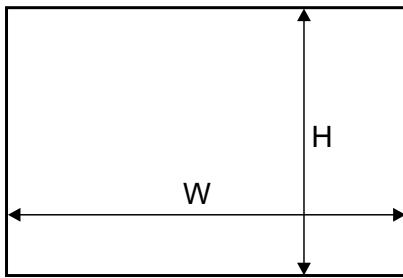
CODE	NAME	DIMENSIONS (mm)	COLLECTIVE PACKAGING	PRICED PER	NET PRICE
20107	COUNTERSUNK SCREW UNIX	3 x 13	20	set (100 pcs)	



COMPONENTS

<p>Handle Era #16 / #18 textile door stop, inserted 14 mm x 4 mm anti-dust brush, inserted 4.8 mm x 13 mm Length: 2.7 m</p>	<p>Top track Blue 75 mm Length: 1.5 m, 2.0 m, 2.5 m, 3.0 m, 4.0 m, 6.0 m</p>	<p>Bottom track Blue-V Option 1 48 mm Length: 1.5 m, 2.0 m, 2.5 m, 3.0 m, 4.0 m, 6.0 m</p>	<p>Bottom track Blue-C Option 2 42 mm Length: 1.5 m, 2.0 m, 2.5 m, 3.0 m, 4.0 m, 6.0 m</p>	<p>Rubber finishing profile for bottom track Length: 50.0 m</p>
<p>Angle section Mini 11 mm x 17 mm Length: 1.7 m, 2.35 m, 3.0 m</p>	<p>Guiding carriage Blue 18 Board asymmetrical (Set)</p>	<p>Bottom carriage Blue 18V Board Option 1 (Set)</p>	<p>Bottom carriage Blue 18C Board Option 2 (Set)</p>	

Dimensions of opening



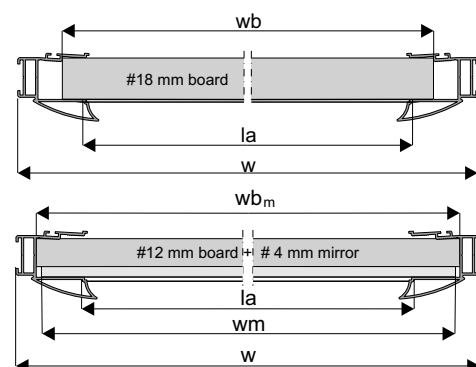
handle length = door height

door filling – #18 mm board, #16 mm, #12 mm + mirror

door height - without soft-close	- h	$h = H - 40 \text{ mm}$
- with soft-close Simple MINI and Simple CENTRAL		$h = H - 45 \text{ mm}$
board height	- hb	$hb = h - 1 \text{ mm}$
door width	- w	$w = (W - 3 + Z) : N$
board width #18	- wb	$wb = w - 37 \text{ mm}$
board width #12/#16	- wb	$wb = w - 17 \text{ mm}$
angle section length	- la	$la = w - 57 \text{ mm}$

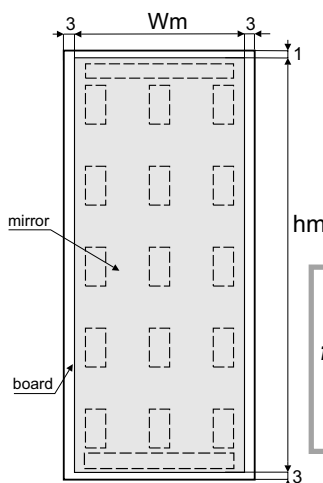
number of doors	- N	2	3
total overlap	- Z	34 mm	68 mm

visual design - 4 wings	
	$w = (W + 99) : 4$
	$w = (W : 2 + 31) : 2$



mirror dimensions

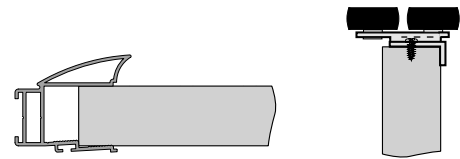
mirror height - $hm = hb - 4 \text{ mm}$
 mirror width - $wm = wb_m - 6 \text{ mm}$



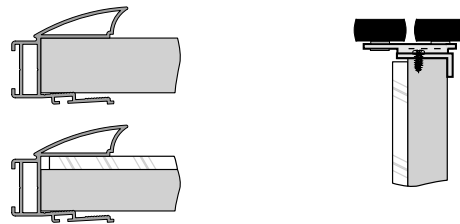
Broken line indicates recommended positioning of double-sided tape

- When fitting handle profiles, do not use assembly adhesive

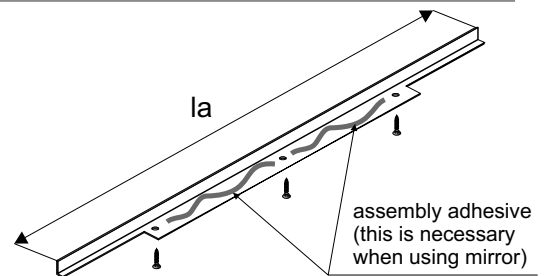
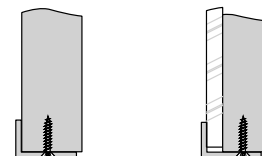
Installation method for handle and guiding carriage with #18 mm board



Installation method for handle and guiding carriage with #16 mm board or #12 mm board + #4 mm mirror



Installation method for angle section 11 mm x 17 mm

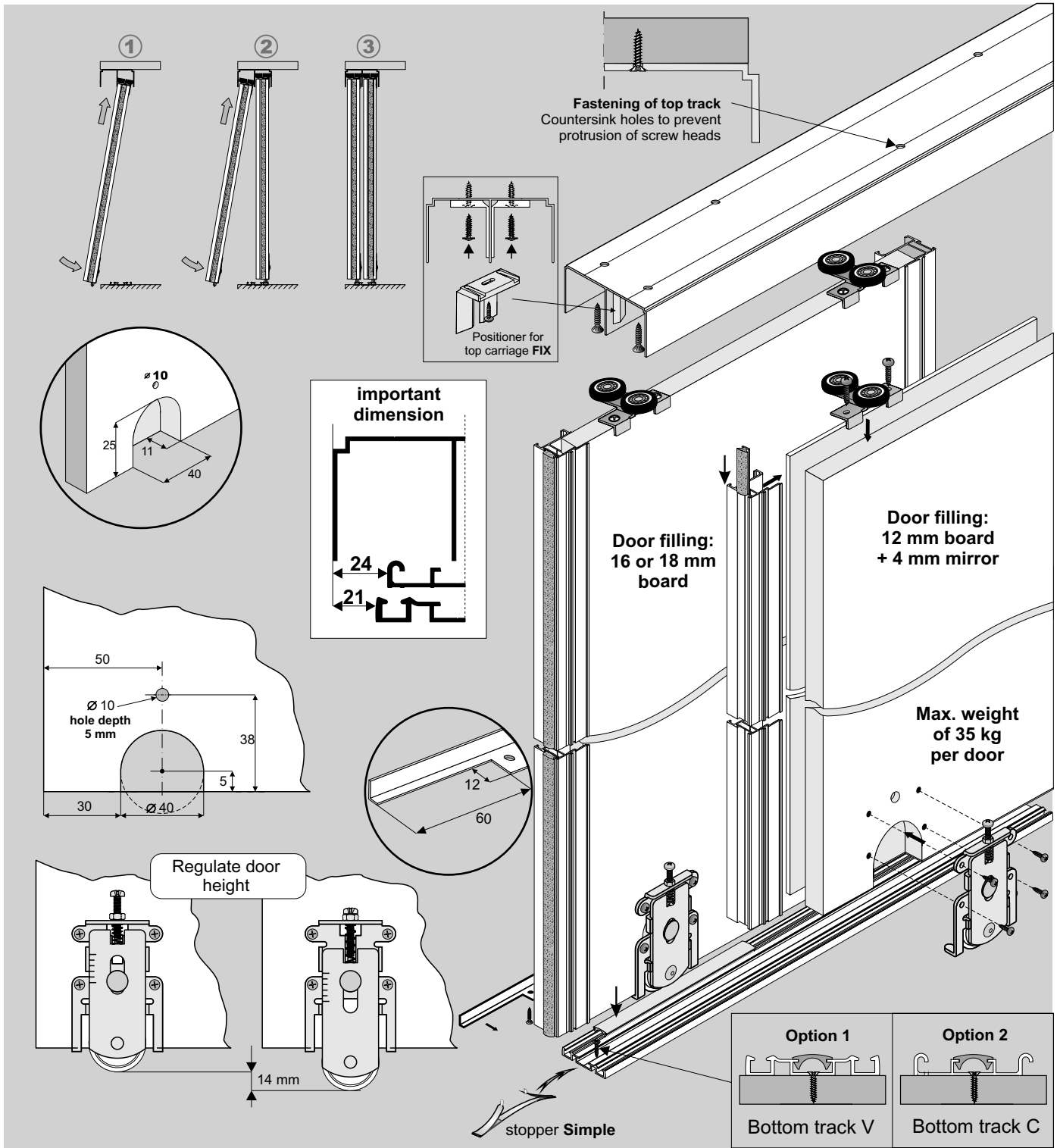


WARNING

We do not bear any responsibility for deformation resulting from the application of improper quality of boards (improper storage, improper humidity).

ATTENTION:

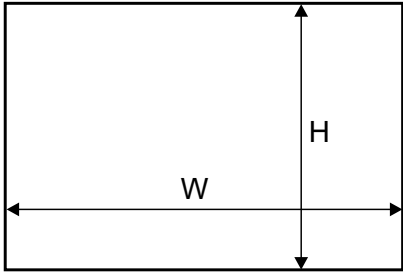
Board to mirror contact area should be free from dirt and grease before applying double-sided tape.



COMPONENTS

<p>Handle Rekord #16 / #18 textile door stop, inserted 14 mm x 4 mm anti-dust brush, inserted 4.8 mm x 13 mm</p> <p>Length: 2.7 m</p>	<p>Top track Blue</p> <p>75 mm</p> <p>Length: 1.5 m, 2.0 m, 2.5 m, 3.0 m, 4.0 m, 6.0 m</p>	<p>Bottom track Blue-V Option 1</p> <p>48 mm</p> <p>Length: 1.5 m, 2.0 m, 2.5 m, 3.0 m, 4.0 m, 6.0 m</p>	<p>Bottom track Blue-C Option 2</p> <p>42 mm</p> <p>Length: 1.5 m, 2.0 m, 2.5 m, 3.0 m, 4.0 m, 6.0 m</p>	<p>Rubber finishing profile for bottom track</p> <p>Length: 50.0 m</p>
<p>Angle section Mini</p> <p>11 mm x 17 mm</p> <p>Length: 1.7 m, 2.35 m, 3.0 m</p>	<p>Guiding carriage Blue 18 Board asymmetrical</p> <p>(Set)</p>	<p>Bottom carriage Blue 18V Board Option 1</p> <p>(Set)</p>	<p>Bottom carriage Blue 18C Board Option 2</p> <p>(Set)</p>	

Dimensions of opening



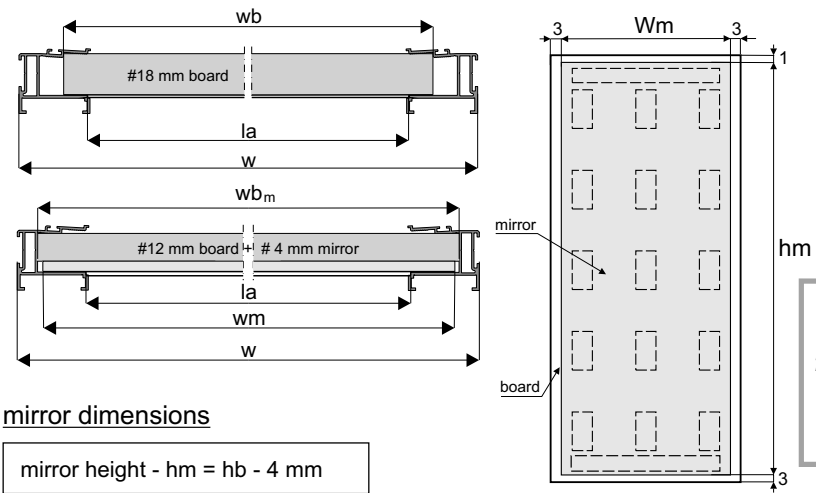
handle length = door height

door filling – #18 mm board, #16 mm, #12 mm + mirror

door height - without soft-close	- h	$h = H - 40 \text{ mm}$
- with soft-close Simple MINI and Simple CENTRAL		$h = H - 45 \text{ mm}$
board height	- hb	$hb = h - 1 \text{ mm}$
door width	- w	$w = (W - 3 + Z) : N$
board width #18	- wb	$wb = w - 37 \text{ mm}$
board width #12/#16	- wb	$wb = w - 17 \text{ mm}$
angle section length	- la	$la = w - 57 \text{ mm}$

number of doors	- N	2	3
total overlap	- Z	30 mm	60 mm

visual design – 4 wings	
	$w = (W + 87) : 4$
	$w = (W : 2 + 27) : 2$



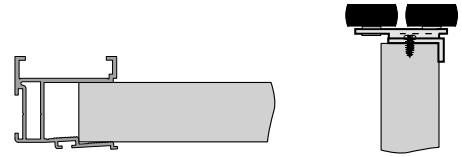
mirror dimensions

mirror height - $h_m = hb - 4 \text{ mm}$
mirror width - $w_m = wb_m - 6 \text{ mm}$

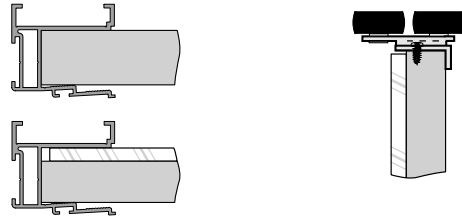
Broken line indicates recommended positioning of double-sided tape

- When fitting handle profiles, do not use assembly adhesive

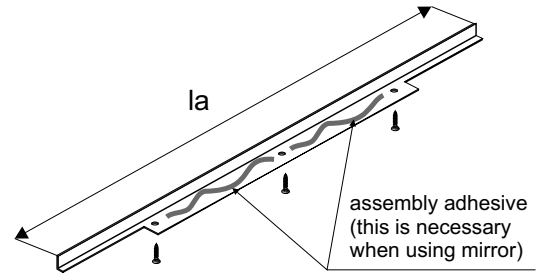
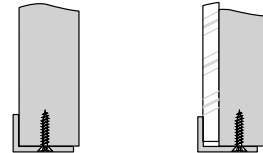
Installation method for handle and guiding carriage with #18 mm board



Installation method for handle and guiding carriage with #16 mm board or #12 mm board + #4 mm mirror



Installation method for angle section 11 mm x 17 mm

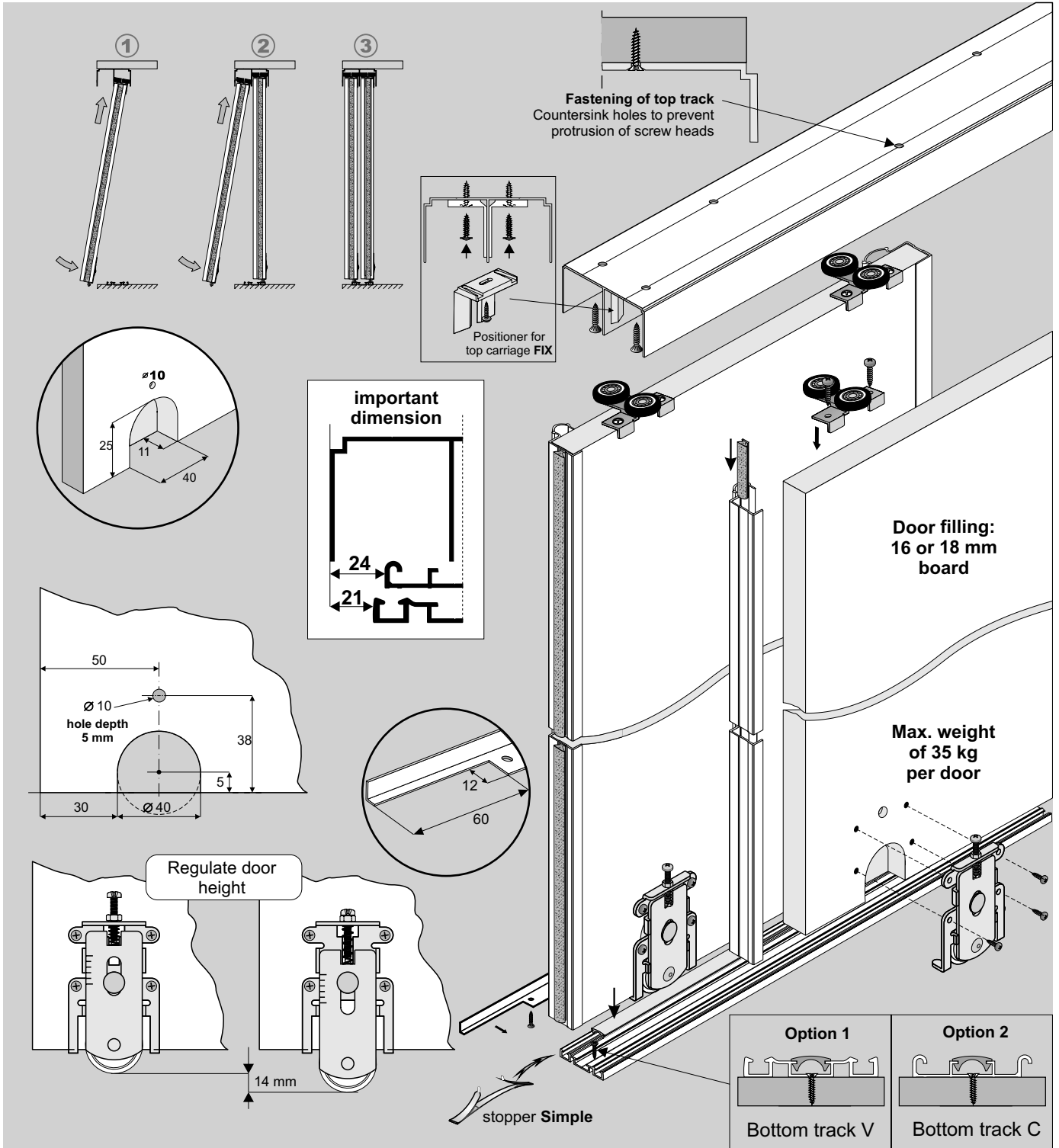


WARNING

We do not bear any responsibility for deformation resulting from the application of improper quality of boards (improper storage, improper humidity).

ATTENTION:

Board to mirror contact area should be free from dirt and grease before applying double-sided tape.



COMPONENTS

Handle Fiesta-Decor C
 textile door stop, self-adhesive
 4.8 mm x 4 mm
 anti-dust brush, self-adhesive
 6.7 mm x 13 mm
 #16 & #18

Length:
2.4 m, 2.7 m

Top track Blue

Length: 1.5 m, 2.0 m, 2.5 m,
3.0 m, 4.0 m, 6.0 m

Bottom track Blue-V
 Option 1

Length: 1.5 m, 2.0 m, 2.5 m,
3.0 m, 4.0 m, 6.0 m

Bottom track Blue-C
 Option 2

Length: 1.5 m, 2.0 m, 2.5 m,
3.0 m, 4.0 m, 6.0 m

Rubber finishing profile for bottom track

Length:
50.0 m

Angle section Mini

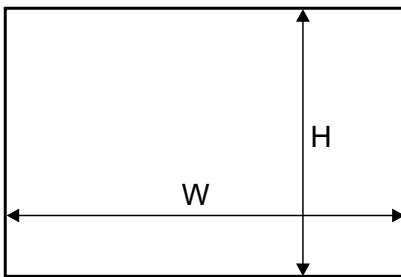
Length:
1.7 m, 2.35 m, 3.0 m

Guiding carriage Blue 18 Board asymmetrical

Bottom carriage Blue 18V Board
 Option 1

Bottom carriage Blue 18C Board
 Option 2

Dimensions of opening



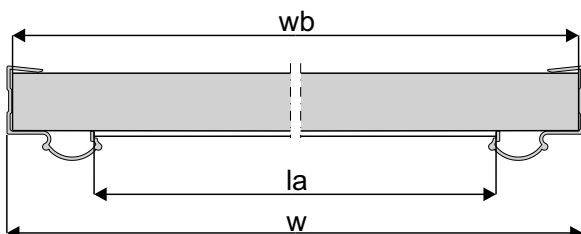
handle length = door height

door filling – #16 or #18 mm board

door height - without soft-close - with soft-close Simple MINI & Simple CENTRAL	- h	$h = H - 40 \text{ mm}$ $h = H - 45 \text{ mm}$
board height	- hb	$hb = h - 1 \text{ mm}$
door width	- w	$w = (W - 3 + Z) : N$
board width	- wb	$wb = w - 3 \text{ mm}$
angle section length	- la	$la = w - 52 \text{ mm}$

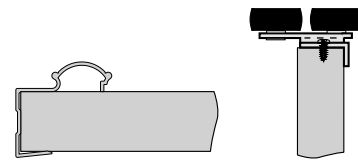
number of doors	- N	2	3
total overlap	- Z	29 mm	58 mm

visual design – 4 wings	
	$w = (W + 84) : 4$
	$w = (W : 2 + 26) : 2$

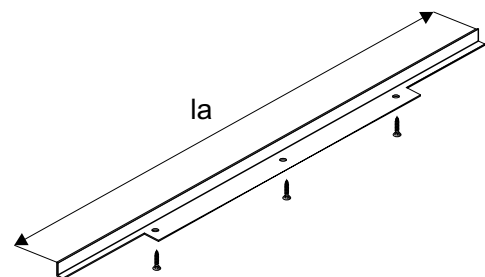


- When fitting handle profiles, do not use assembly adhesive

Installation method for handle and guiding carriage with #16 or #18 mm board

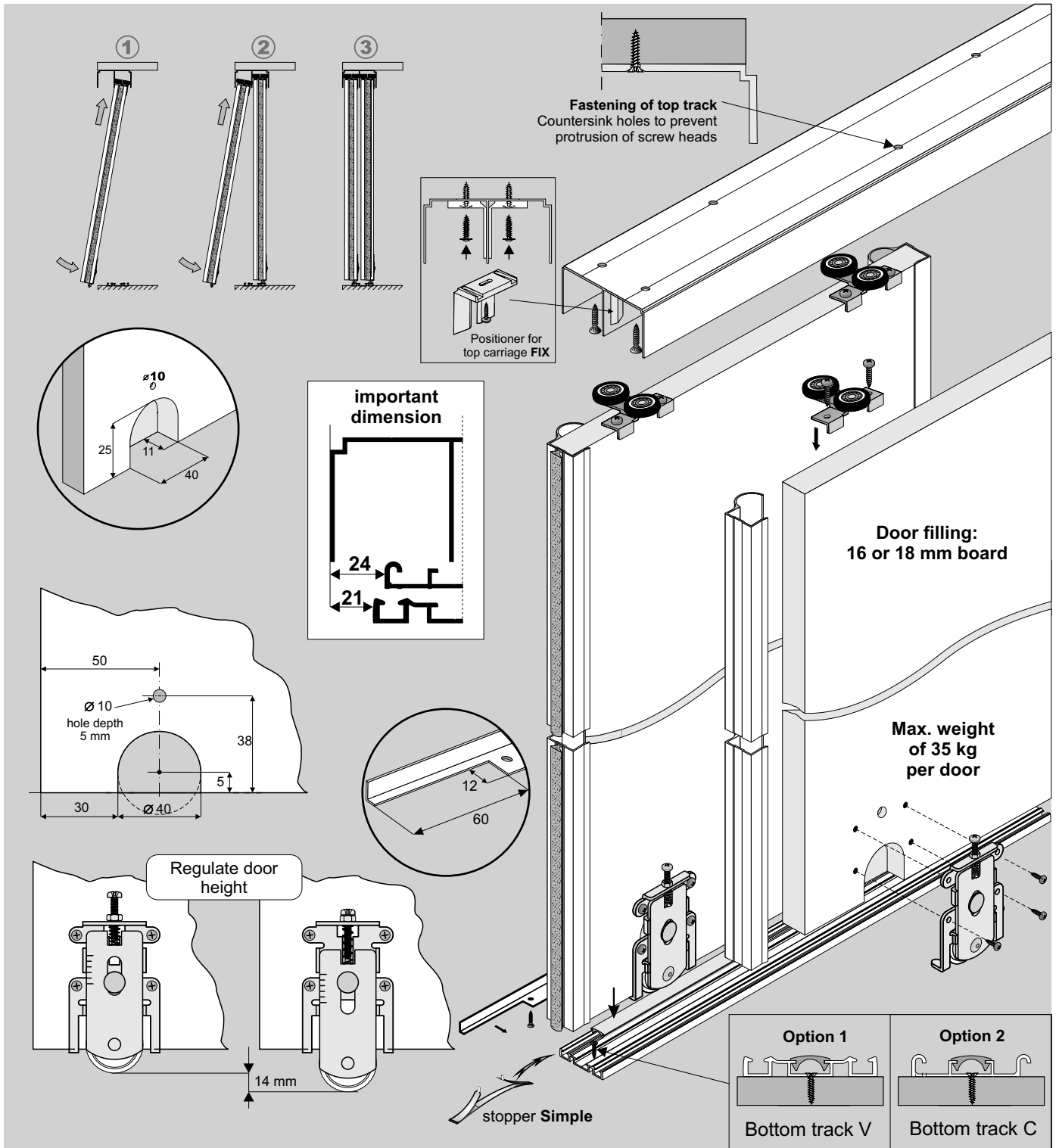


Installation method for angle section 11 mm x 17 mm



WARNING

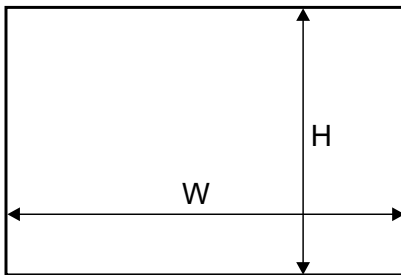
We do not bear any responsibility for deformation resulting from the application of improper quality of boards (improper storage, improper humidity).



COMPONENTS

<p>Handle Focus</p> <p>textile door stop, self-adhesive 4.8 mm x 4 mm</p> <p>anti-dust brush, self-adhesive 6.7 mm x 13 mm</p> <p>#16 i #18</p> <p>Length: 2.4 m, 2.7 m</p>	<p>Top track Blue</p> <p>75 mm</p> <p>Length: 1.5 m, 2.0 m, 2.5 m, 3.0 m, 4.0 m, 6.0 m</p>	<p>Bottom track Blue-V</p> <p>Option 1</p> <p>48 mm</p> <p>Length: 1.5 m, 2.0 m, 2.5 m, 3.0 m, 4.0 m, 6.0 m</p>	<p>Bottom track Blue-C</p> <p>Option 2</p> <p>42 mm</p> <p>Length: 1.5 m, 2.0 m, 2.5 m, 3.0 m, 4.0 m, 6.0 m</p>	<p>Rubber finishing profile for bottom track</p> <p>Length: 50.0 m</p>
<p>Angle section Mini</p> <p>11 mm x 17 mm</p> <p>Length: 1.7 m, 2.35 m, 3.0 m</p>	<p>Guiding carriage Blue 18 Board asymmetrical</p> <p>(Set)</p>	<p>Bottom carriage Blue 18V Board</p> <p>Option 1</p> <p>(Set)</p>	<p>Bottom carriage Blue 18C Board</p> <p>Option 2</p> <p>(Set)</p>	

Dimensions of opening



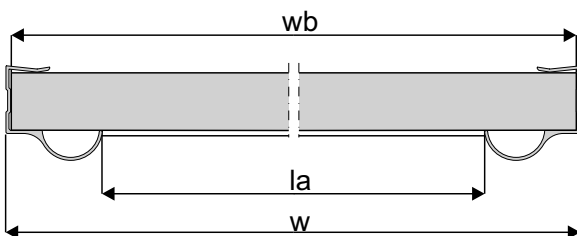
handle length = door height

door filling – #16 or #18 mm board

door height - without soft-close - with soft-close Simple MINI and Simple CENTRAL	- h	$h = H - 40 \text{ mm}$ $h = H - 45 \text{ mm}$
board height	- hb	$hb = h - 1 \text{ mm}$
door width	- w	$w = (W - 3 + Z) : N$
board width	- wb	$wb = w - 3 \text{ mm}$
angle section length	- la	$la = w - 58 \text{ mm}$

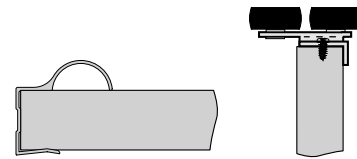
number of doors	- N	2	3
total overlap	- Z	29 mm	58 mm

visual design – 4 wings	
	$w = (W + 84) : 4$
	$w = (W : 2 + 26) : 2$

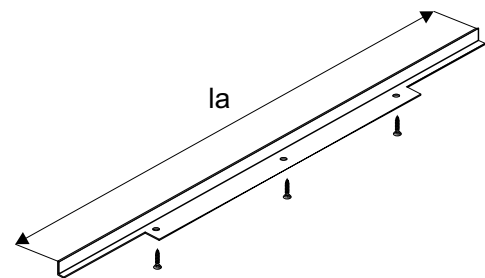


- When fitting handle profiles,
do not use assembly adhesive

Installation method for handle and guiding carriage
with #16 or #18 mm board

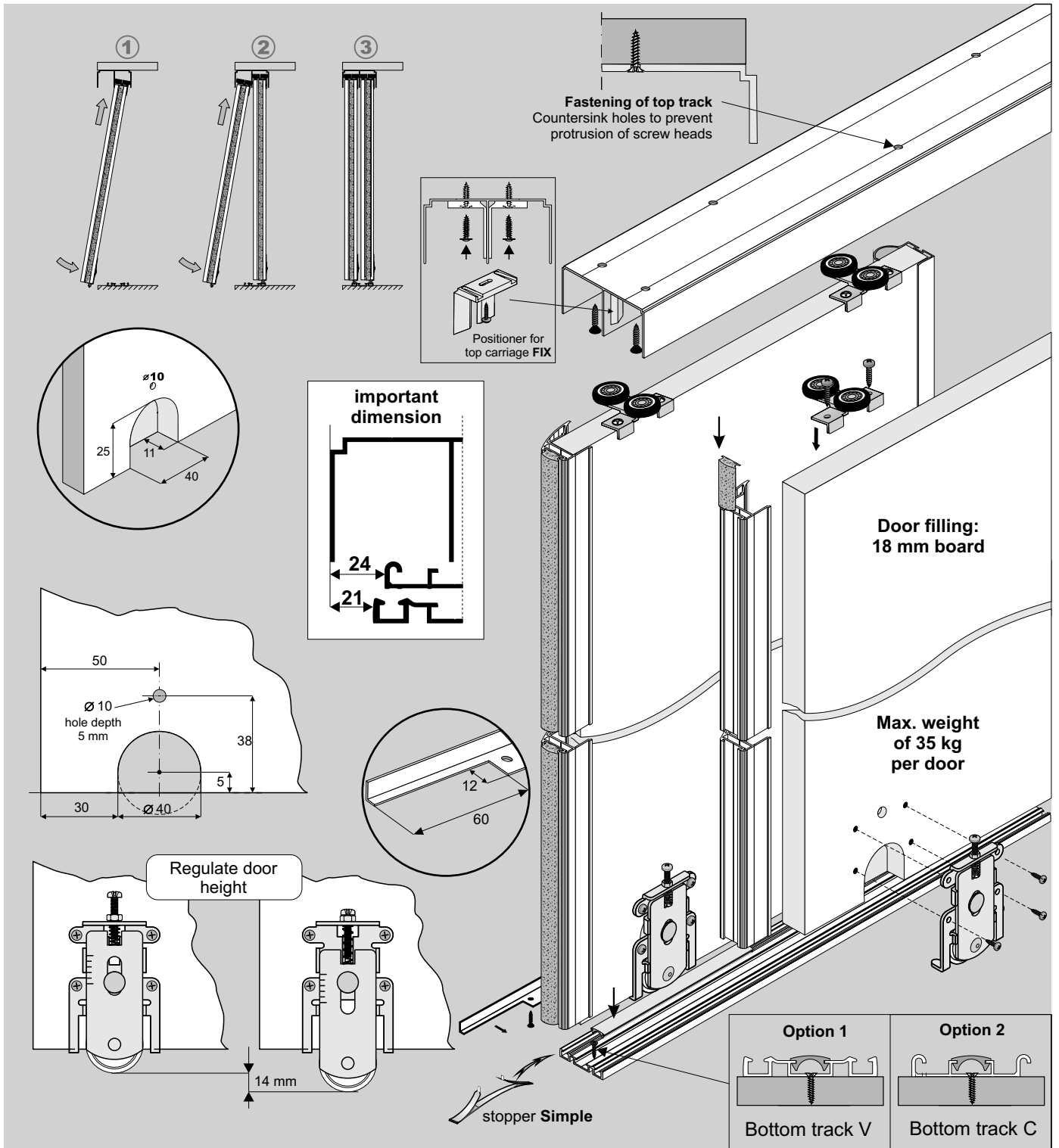


Installation method for angle section 11 mm x 17 mm

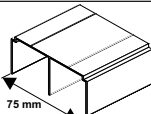
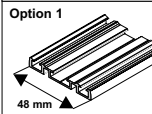
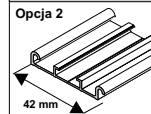
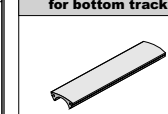
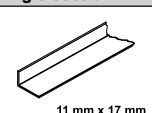
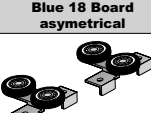
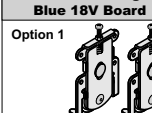
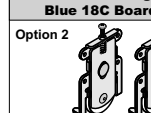


WARNING

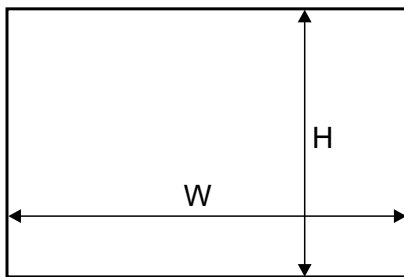
*We do not bear any responsibility
for deformation resulting from the application
of improper quality of boards
(improper storage, improper humidity).*



COMPONENTS

<p>Handle Libra</p> <p>textile door stop, inserted 14 mm x 4 mm</p> <p>anti-dust brush, self-adhesive 6.7 mm x 13 mm #18</p> <p>Length: 2.4 m, 2.7 m</p>	<p>Top track Blue</p>  <p>75 mm</p> <p>Length: 1.5 m, 2.0 m, 2.5 m, 3.0 m, 4.0 m, 6.0 m</p>	<p>Bottom track Blue-V</p> <p>Option 1</p>  <p>48 mm</p> <p>Length: 1.5 m, 2.0 m, 2.5 m, 3.0 m, 4.0 m, 6.0 m</p>	<p>Bottom track Blue-C</p> <p>Opcja 2</p>  <p>42 mm</p> <p>Length: 1.5 m, 2.0 m, 2.5 m, 3.0 m, 4.0 m, 6.0 m</p>	<p>Rubber finishing profile for bottom track</p>  <p>Length: 50.0 m</p>
<p>Angle section Mini</p>  <p>11 mm x 17 mm</p> <p>Length: 1.7 m, 2.35 m, 3.0 m</p>	<p>Guiding carriage Blue 18 Board asymmetrical</p>  <p>(Set)</p>	<p>Bottom carriage Blue 18V Board</p> <p>Option 1</p>  <p>(Set)</p>	<p>Bottom carriage Blue 18C Board</p> <p>Option 2</p>  <p>(Set)</p>	

Dimensions of opening



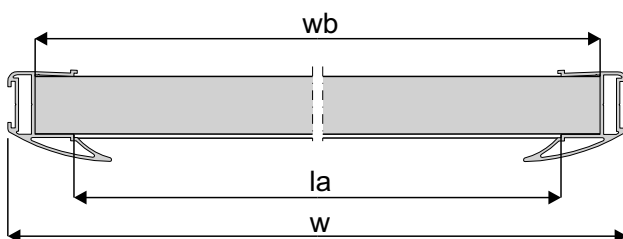
handle length = door height

door filling – #18 mm board

door height - without soft-close - with soft-close Simple MINI and Simple CENTRAL	- h	$h = H - 40 \text{ mm}$ $h = H - 45 \text{ mm}$
board height	- hb	$hb = h - 1 \text{ mm}$
door width	- w	$w = (W - 3 + Z) : N$
board width	- wb	$wb = w - 17 \text{ mm}$
angle section length	- la	$la = w - 41 \text{ mm}$

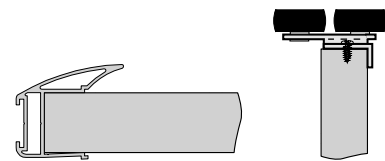
number of doors	- N	2	3
total overlap	- Z	32 mm	64 mm

visual design – 4 wings	
	$w = (W + 93) : 4$
	$w = (W : 2 + 29) : 2$

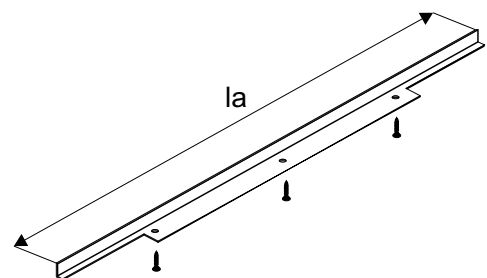


- When fitting handle profiles,
do not use assembly adhesive

**Installation method for handle and guiding carriage
#18 mm board**

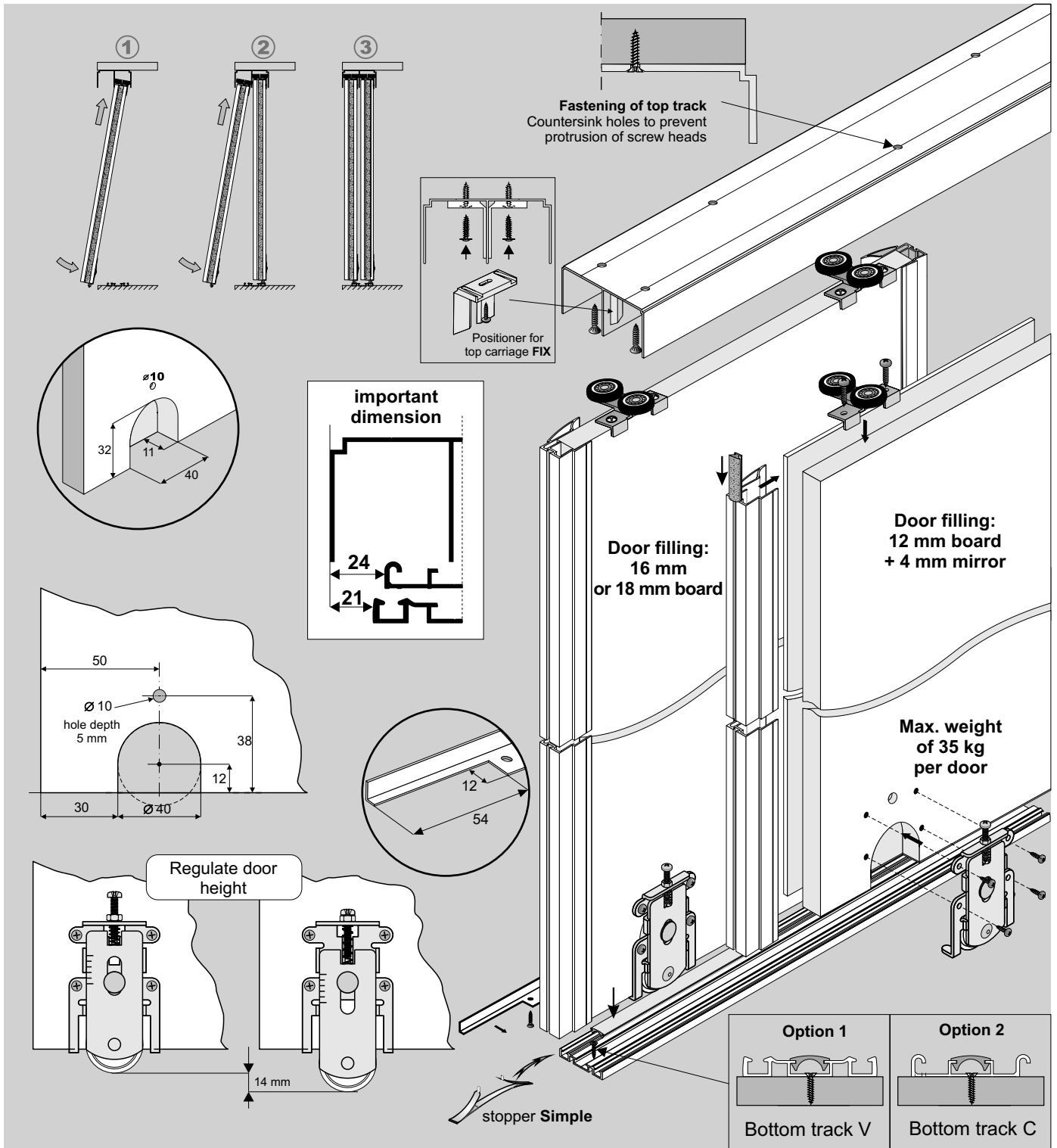


Installation method for angle section 11 mm x 17 mm



WARNING

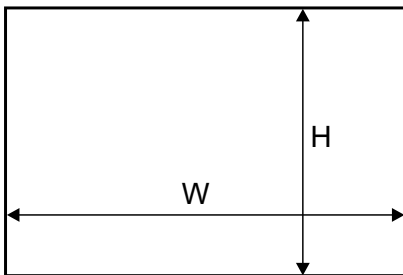
*We do not bear any responsibility
for deformation resulting from the application
of improper quality of boards
(improper storage, improper humidity).*



COMPONENTS

<p>Handle Trio</p> <p>#16 / #18</p> <p>textile door stop, inserted 4.8 mm x 4 mm</p> <p>anti-dust brush, self-adhesive 6.7 mm x 13 mm</p> <p>Length: 2.7 m</p>	<p>Top track Blue</p> <p>75 mm</p> <p>Length: 1.5 m, 2.0 m, 2.5 m, 3.0 m, 4.0 m, 6.0 m</p>	<p>Bottom track Blue-V</p> <p>Option 1</p> <p>48 mm</p> <p>Length: 1.5 m, 2.0 m, 2.5 m, 3.0 m, 4.0 m, 6.0 m</p>	<p>Bottom track Blue-C</p> <p>Option 2</p> <p>42 mm</p> <p>Length: 1.5 m, 2.0 m, 2.5 m, 3.0 m, 4.0 m, 6.0 m</p>	<p>Rubber finishing profile for bottom track</p> <p>Length: 50.0 m</p>
<p>Angle section Mini</p> <p>11 mm x 17 mm</p> <p>Length: 1.7 m, 2.35 m, 3.0 m</p>	<p>Guiding carriage Blue 18 Board asymmetrical</p> <p>(Set)</p>	<p>Bottom carriage Blue 18V Board</p> <p>Option 1</p> <p>(Set)</p>	<p>Bottom carriage Blue 18C Board</p> <p>Option 2</p> <p>(Set)</p>	

Dimensions of opening



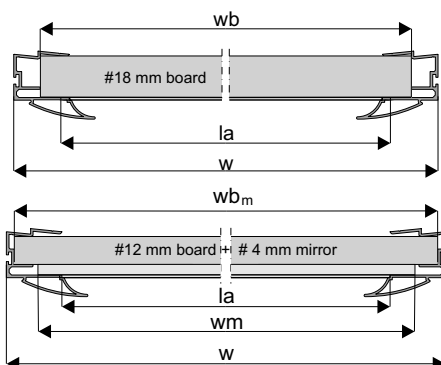
handle length = door height

door filling – #18 mm board, #12 mm + mirror

door height - without soft-close - with soft-close Simple MINI and Simple CENTRAL	- h	$h = H - 40 \text{ mm}$ $h = H - 45 \text{ mm}$
board height	- hb	$hb = h - 1 \text{ mm}$
door width	- w	$w = (W - 3 + Z) : N$
board width #18	- wb	$wb = w - 22 \text{ mm}$
board width #12	- wb	$wb = w - 7 \text{ mm}$
angle section length	- la	$la = w - 46.2$

number of doors	- N	2	3
total overlap	- Z	34 mm	68 mm

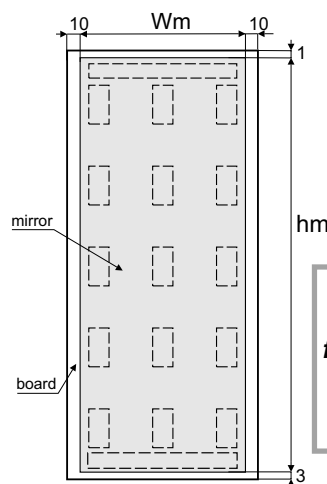
visual design – 4 wings	
	$w = (W + 99) : 4$
	$w = (W : 2 + 31) : 2$



mirror dimensions

mirror height - $hm = hb - 4 \text{ mm}$

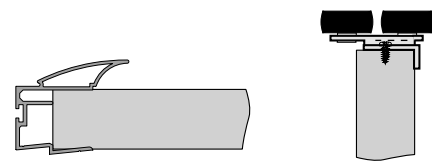
mirror width - $wm = wb_m - 20 \text{ mm}$



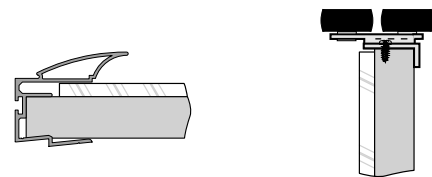
Broken line indicates recommended positioning of double-sided tape

- When fitting handle profiles, do not use assembly adhesive

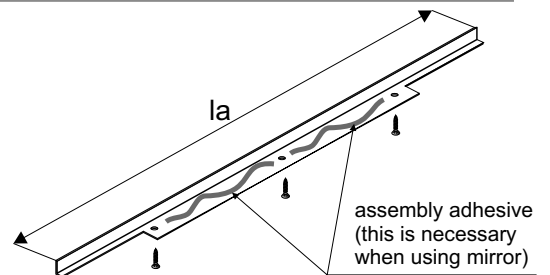
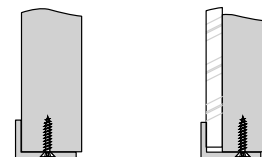
Installation method for handle and guiding carriage with #18 mm board



Installation method for handle and guiding carriage with #16 mm board or #12 mm board + #4 mm mirror



Installation method for angle section 11 mm x 17 mm



WARNING

We do not bear any responsibility for deformation resulting from the application of improper quality of boards (improper storage, improper humidity).

ATTENTION:

Board to mirror contact area should be free from dirt and grease before applying double-sided tape.

simple Start

Single track sliding doors
with bottom carriage system



System Simple START is a board based system. It is designed for board thickness ranging from 16-50 mm. Maximum door weight is up to 50 kg.

Simple Start features straight-forward design, along with fast and easy assembly.

This system comprises of three main elements: ball bearing bottom carriage, top guide and universal track SMART that is used as top and bottom track.


The use of track SMART significantly reduces the production cost.

This system also incorporates stopper START, made from steel. It is easily fixed to the track and prevents unwanted door drift.

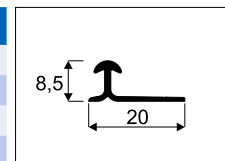


CONSTRUCTION	CARRIAGE SYSTEM		FILLING	LOAD	MAX. HANDLE LENGTH	MAX. TRACK LENGTH
BOARD	TOP	sliding guide	board 16-50 mm	50 kg	-	6.0 m
	BOTTOM	ball bearing carriage				

Track **START II**



CODE	COLOUR	LENGTH (mm)	COLLECTIVE PACKAGING	PRICED PER	NET PRICE
50493	RAW	1500	50	item	
50494	RAW	2000	50	item	
50495	RAW	2500	50	item	
50489	RAW	3000	50	item	
50496	RAW	4000	50	item	
50490	RAW	6000	50	item	



Top guide **SIMPLE Start**



CODE	COLLECTIVE PACKAGING	PRICED PER	NET PRICE
10173	100	item	

Bottom carriage **SIMPLE Start**



CODE	COLLECTIVE PACKAGING	PRICED PER	NET PRICE
10172	100	item	

Stopper **SIMPLE Start**



CODE	COLLECTIVE PACKAGING	PRICED PER	NET PRICE
10174	1000	item	

Set **SIMPLE START** (1 wing)




CODE	COLLECTIVE PACKAGING	PRICED PER	NET PRICE
10188	25	set	

i Set components

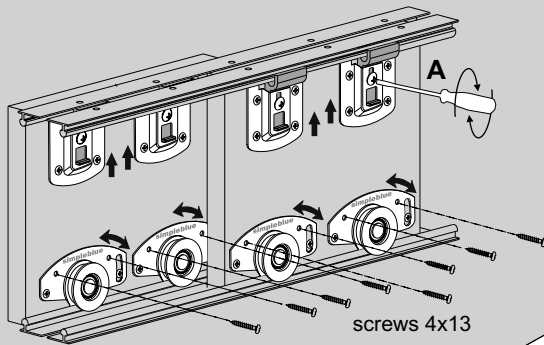
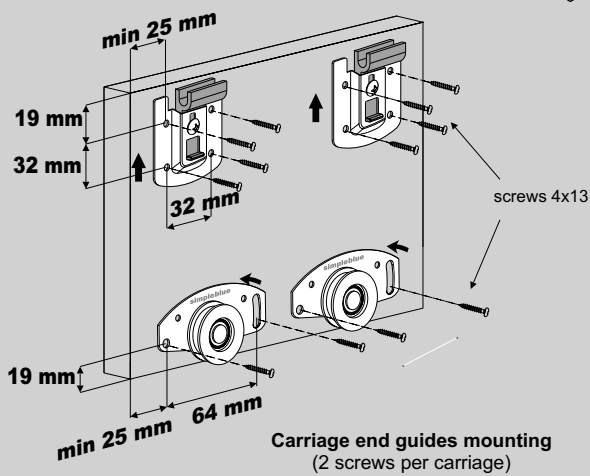
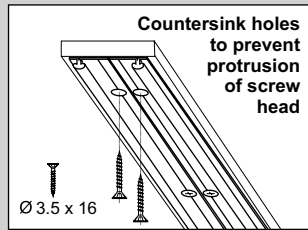
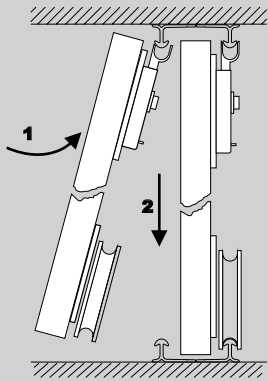
NAME	QUANTITY
Bottom carriage Simple Start	2 pcs
Top guide Simple Start	2 pcs
Stopper Simple Start	1 pc.
Screw 3.5 x 13 pan head	2 pcs
Screw 4.0 x 13 dome head	16 pcs

Screws **UNIX**

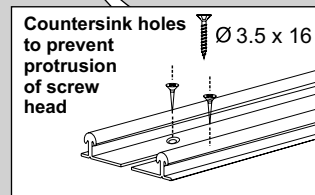


CODE	NAME	DIMENSIONS (mm)	COLLECTIVE PACKAGING	PRICED PER	NET PRICE
20322	UNIX screw, dome head - for stopper Smart	3.5 x 13	20	set (100 pcs)	
20323	UNIX screw, dome head - for Smart carriages	4.0 x 13	20	set (100 pcs)	

Door installation order



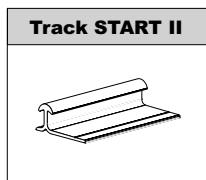
After door installation and regulation carriages should be fastened by 2 screws 4x13 on the other holes. Set up top guides and fasten (A).



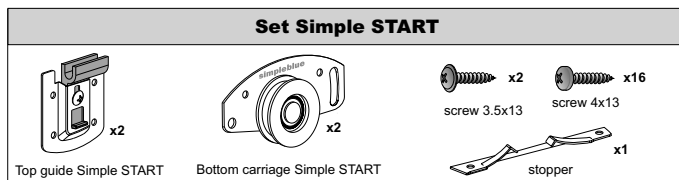
Door filling:
#16-50 mm board

Max. Weight
of 50 kg per door

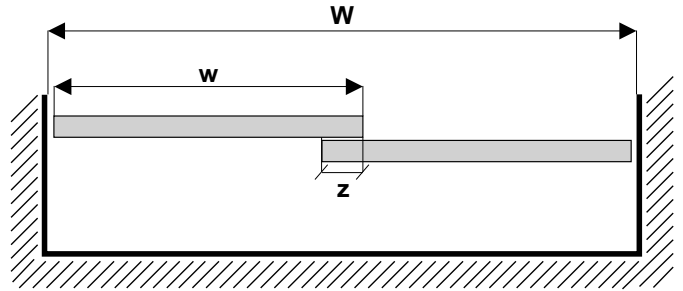
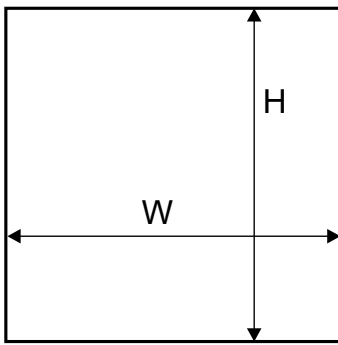
COMPONENTS



Length: 1.5 m, 2.0 m, 2.5 m,
3.0 m, 4.0 m, 6.0 m

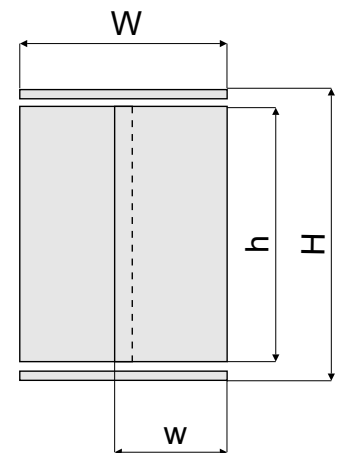


Dimensions of opening

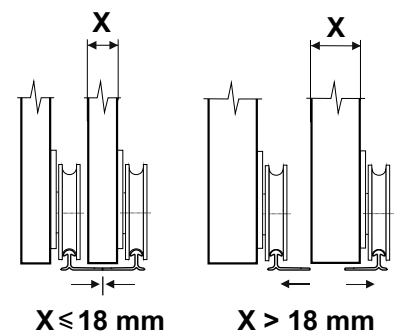


door height	- h	$h = H - 13 \text{ mm}$	
door width	- w	$w = (W + Z) : N$	

number of doors	- N	2	3
total overlap	- Z	40 mm	80 mm

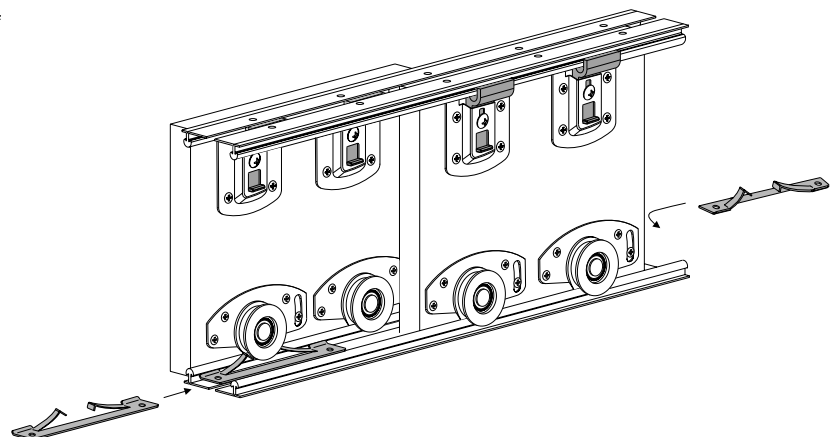
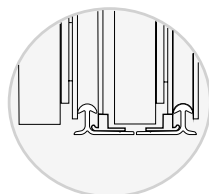
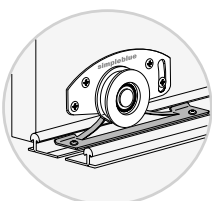
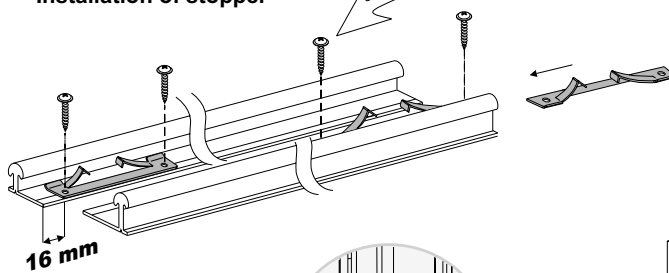


visual design - 4 wings	
	$w = (W + 120) : 4$
	$w = (W : 2 + 40) : 2$



Installation of stopper

Washer head screw
Ø3.5 x 13



simple 18 Inter

Single track pathway doors
with top carriage system



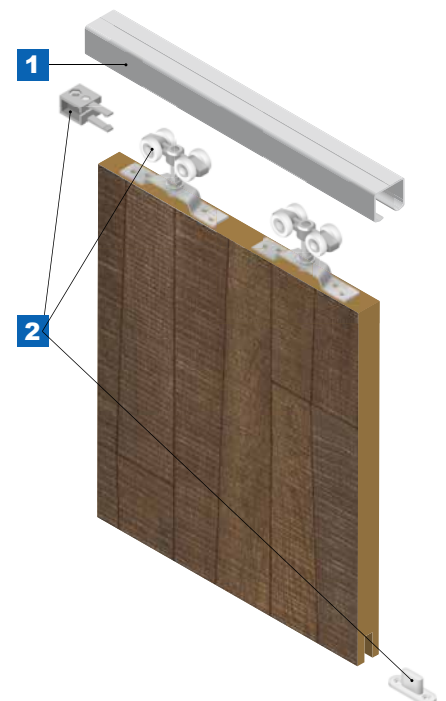
Pathway door system with board construction. Designed for 18-22 mm fillings.

The system comprises of **top carriage** and **single top track Simple Inter**. Top Carriage is based on the highest quality of ball bearings combined with special composites enabling a smooth and silent slide.

There is the choice of two types of top track: for ceiling or wall fixing with the help of our specially lengthened side wall.


The stopper serves an important role – precisely positioning the door when open or closed.

Simple 18 Inter is available at a very competitive price and is easy to assemble.

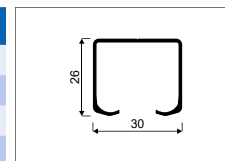


CONSTRUCTION	CARRIAGE SYSTEM		FILLING	LOAD	MAX. HANDLE LENGTH	MAX. TRACK LENGTH
BOARD	TOP	ball bearing carriage	board 18-22 mm	35 kg	-	6.0 m
	BOTTOM	plastic guide				


Top track INTER for ceiling fixing



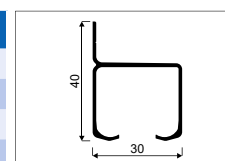
CODE	COLOUR	LENGTH (mm)	COLLECTIVE PACKAGING	PRICED PER	NET PRICE
50460	RAW	1500	12	item	
50461	RAW	2000	12	item	
50462	RAW	2500	12	item	
50463	RAW	3000	12	item	
50464	RAW	4000	12	item	
50465	RAW	6000	12	item	



Top track INTER for wall fixing



CODE	COLOUR	LENGTH (mm)	COLLECTIVE PACKAGING	PRICED PER	NET PRICE
50454	RAW	1500	12	item	
50455	RAW	2000	12	item	
50456	RAW	2500	12	item	
50457	RAW	3000	12	item	
50458	RAW	4000	12	item	
50459	RAW	6000	12	item	



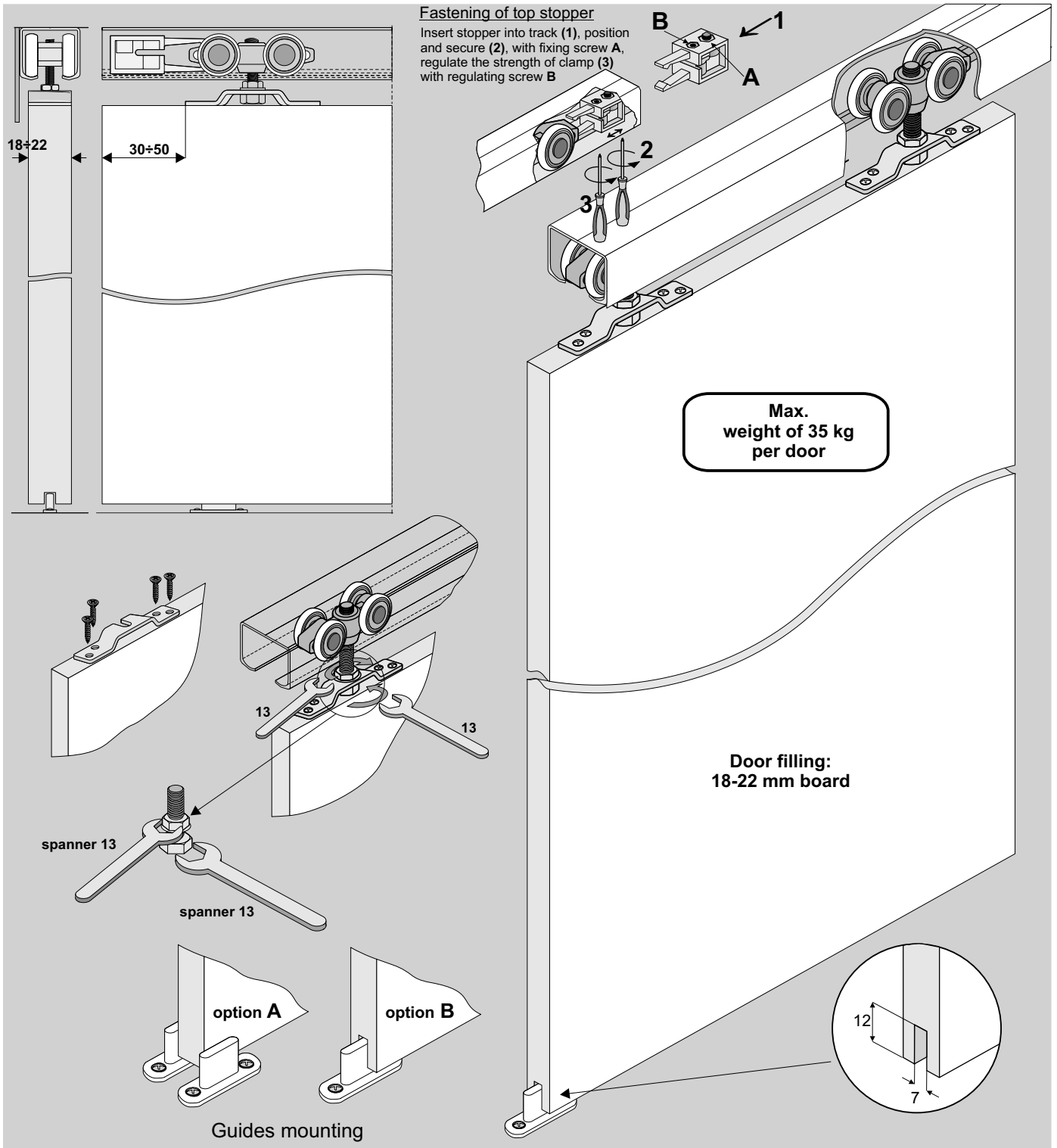
Set for pathway doors INTER/GALAXY 18



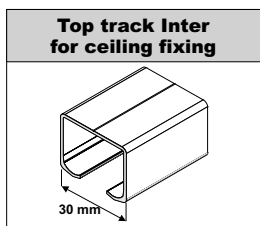
CODE	COLLECTIVE PACKAGING	PRICED PER	NET PRICE
10212	50	item	

i Set components

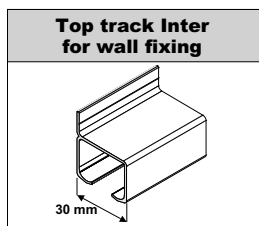
NAME	QUANTITY
Top carriage for pathway doors SIMPLE 18	1 pc.
Bottom guide	1 pc.
Stopper	1 pc.
Grub screw M6 x 25	1 pc.
Pan head screw 3 x 16	2 pcs
screws ø3.5 x 40	4 pcs



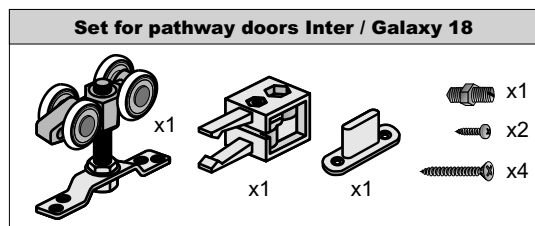
COMPONENTS



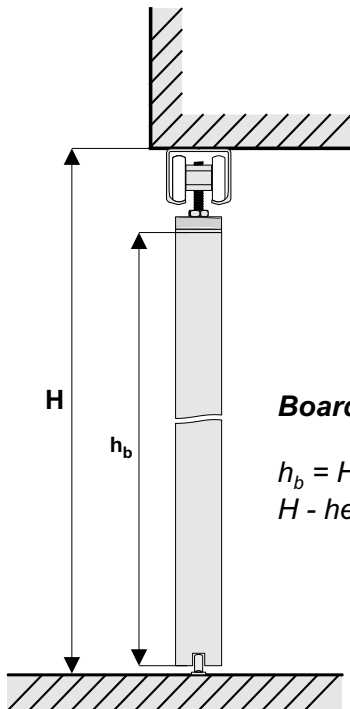
Length: 1.5 m, 2.0 m, 2.5 m, 3.0 m, 4.0 m, 6.0 m



Length: 1.5 m, 2.0 m, 2.5 m, 3.0 m, 4.0 m, 6.0 m



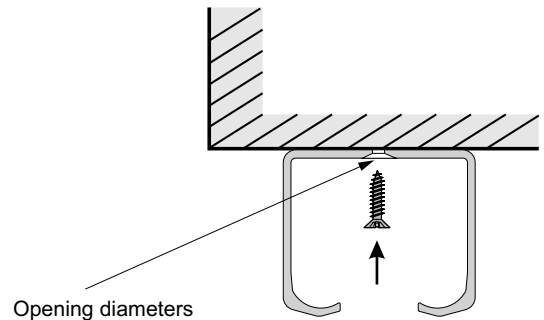
1. Track within the opening



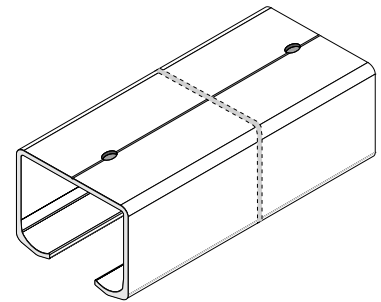
Board height h_b

$$h_b = H - 60 \text{ mm}$$

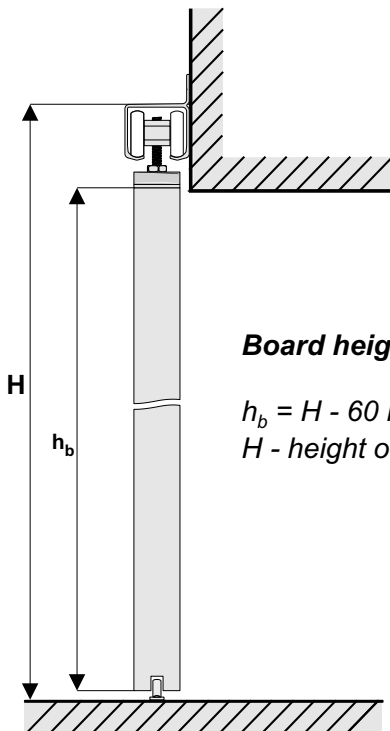
H - height of the opening



Opening diameters are dependent on screws or bolts used. Countersink screw holes



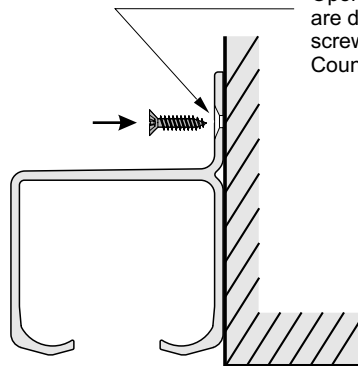
2. Track outside the opening



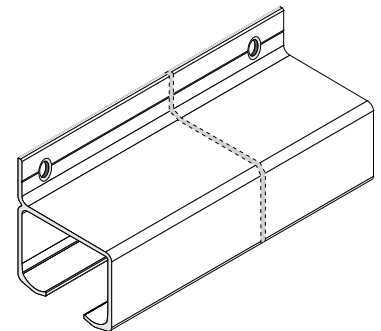
Board height h_b

$$h_b = H - 60 \text{ mm}$$

H - height of the opening



Opening diameters are dependent on screws or bolts used. Countersink screw holes



ATTENTION!

In cases that after track installation there will be no room, insert carriages before installation.

simple 18 Galaxy

Single track pathway doors
with top carriage system



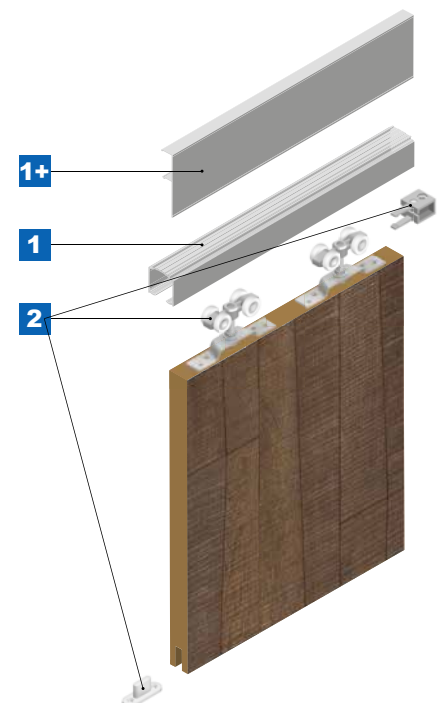
Simple 18 Galaxy is based on board construction. Designed for 18-22 mm fillings. The system comprises of top carriage and single top track Simple Galaxy. Carriage is based on the highest quality of ball bearings combined with special composites enabling a smooth and silent slide.

There is the choice of two types of top track: for ceiling or wall fixing with the help of our specially lengthened side wall.

System Simple 18 Galaxy owes its aesthetic appearance to **masking profile Simple-Galaxy** which hides the carriage system.


The stopper serves an important role – precisely positioning the door when open or closed.

Maximum weight for 1 door wing is 50 kg.

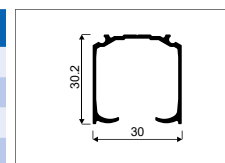


CONSTRUCTION	CARRIAGE SYSTEM		FILLING	LOAD	MAX. HANDLE LENGTH	MAX. TRACK LENGTH
BOARD	TOP	ball bearing carriage	board 18-22 mm	50 kg	-	6.0 m
	BOTTOM	plastic guide				

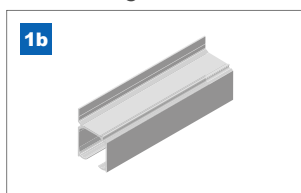
Top track GALAXY for ceiling fixing



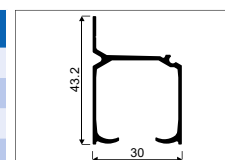
CODE	COLOUR	LENGTH (mm)	COLLECTIVE PACKAGING	PRICED PER	NET PRICE
50471	RAW	1500	12	item	
50472	RAW	2000	12	item	
50473	RAW	2500	12	item	
50449	RAW	3000	12	item	
50474	RAW	4000	12	item	
50450	RAW	6000	12	item	




Top track GALAXY for wall fixing



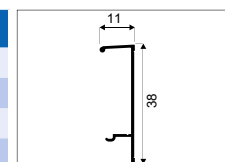
CODE	COLOUR	LENGTH (mm)	COLLECTIVE PACKAGING	PRICED PER	NET PRICE
50467	RAW	1500	12	item	
50468	RAW	2000	12	item	
50469	RAW	2500	12	item	
50451	RAW	3000	12	item	
50470	RAW	4000	12	item	
50452	RAW	6000	12	item	




Track GALAXY masking profile 38 mm



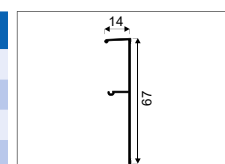
CODE	COLOUR	LENGTH (mm)	COLLECTIVE PACKAGING	PRICED PER	NET PRICE
03990	SILVER	1500	24	item	
03984	LIGHT BROWN	1500	24	item	
03991	SILVER	2000	24	item	
03985	LIGHT BROWN	2000	24	item	
03992	SILVER	2500	24	item	
03986	LIGHT BROWN	2500	24	item	
03993	SILVER	3000	24	item	
03987	LIGHT BROWN	3000	24	item	
03994	SILVER	4000	24	item	
03988	LIGHT BROWN	4000	24	item	
03995	SILVER	6000	24	item	
03989	LIGHT BROWN	6000	24	item	



Track GALAXY masking profile 67 mm



CODE	COLOUR	LENGTH (mm)	COLLECTIVE PACKAGING	PRICED PER	NET PRICE
03978	SILVER	1500	24	item	
03972	LIGHT BROWN	1500	24	item	
03979	SILVER	2000	24	item	
03973	LIGHT BROWN	2000	24	item	
03980	SILVER	2500	24	item	
03974	LIGHT BROWN	2500	24	item	
03981	SILVER	3000	24	item	
03975	LIGHT BROWN	3000	24	item	
03982	SILVER	4000	24	item	
03976	LIGHT BROWN	4000	24	item	
03983	SILVER	6000	24	item	
03977	LIGHT BROWN	6000	24	item	



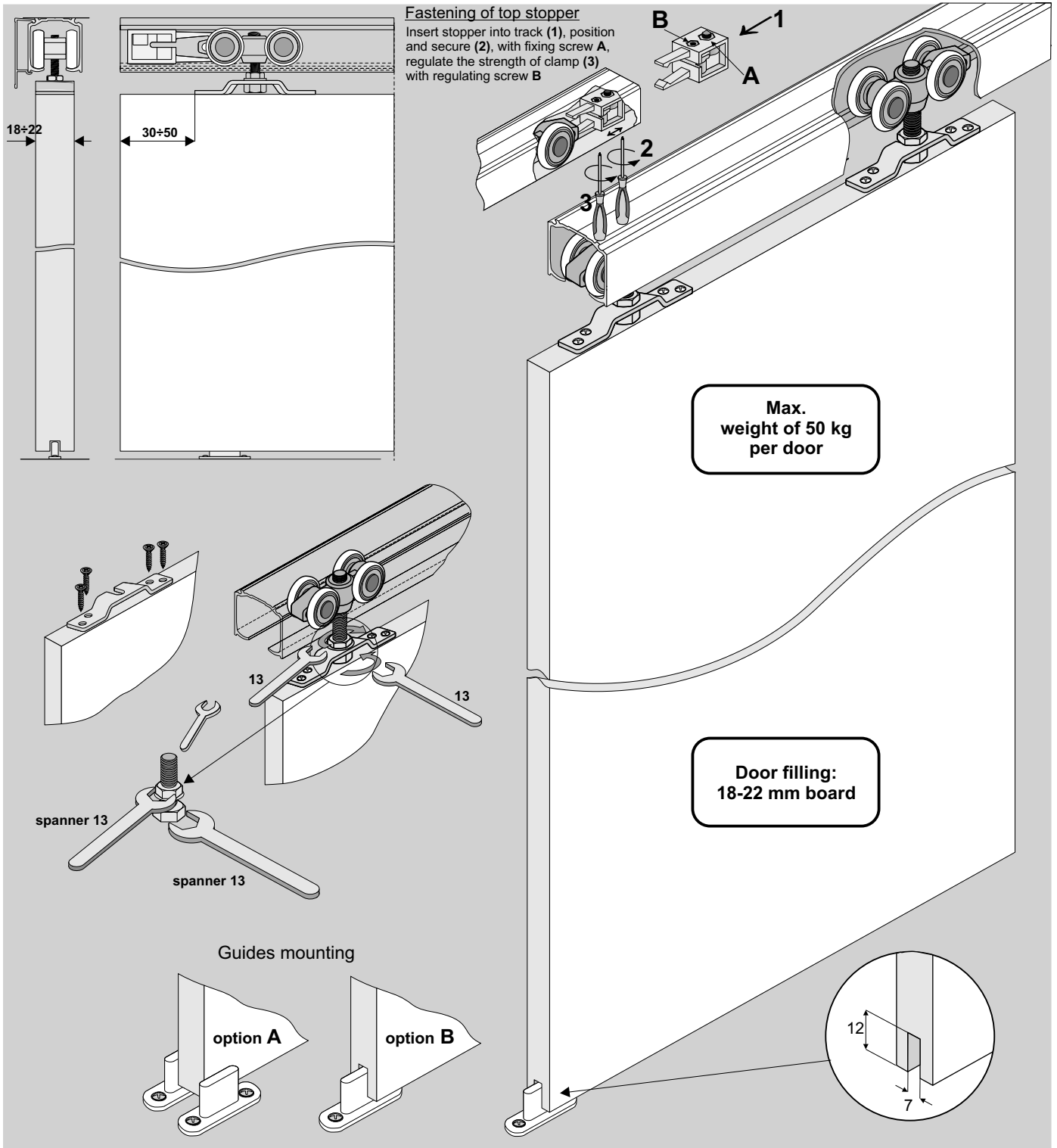
Set for pathway doors INTER/GALAXY 18



CODE	COLLECTIVE PACKAGING	PRICED PER	NET PRICE
10212	50	item	

i Set components

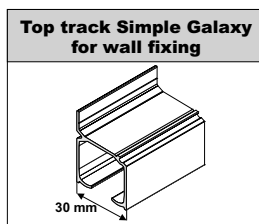
NAME	QUANTITY
Top carriage for pathway doors SIMPLE 18	1 pc.
Bottom guide	1 pc.
Stopper	1 pc.
Grub screw M6 x 25	1 pc.
Pan head screw 3 x 16	2 pcs
screws ø3.5 x 40	4 pcs



COMPONENTS



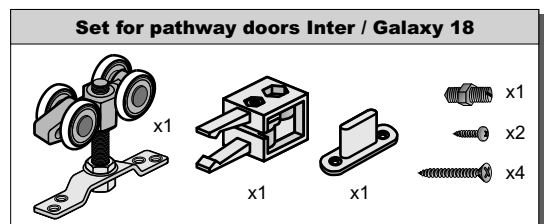
Length: 1.5 m, 2.0 m, 2.5 m, 3.0 m, 4.0 m, 6.0 m



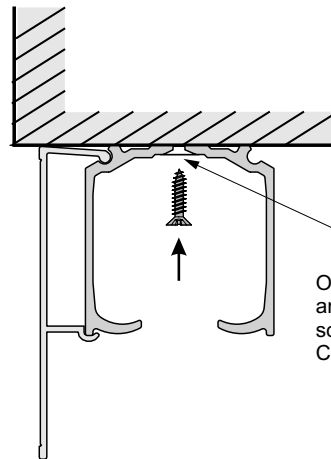
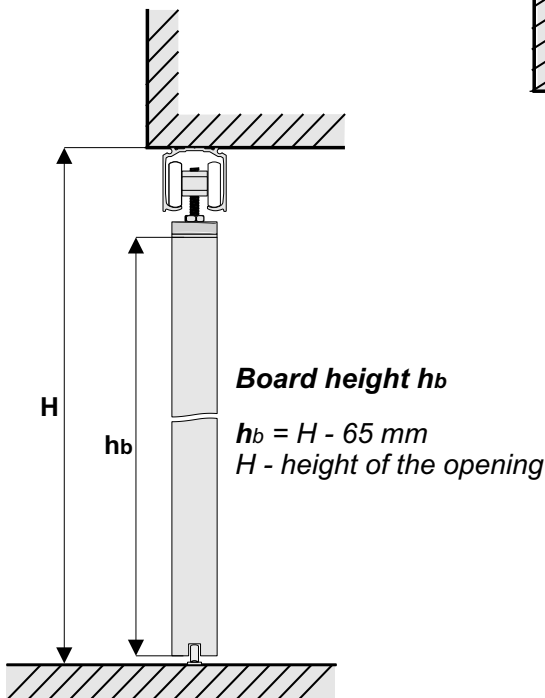
Length: 1.5 m, 2.0 m, 2.5 m, 3.0 m, 4.0 m, 6.0 m



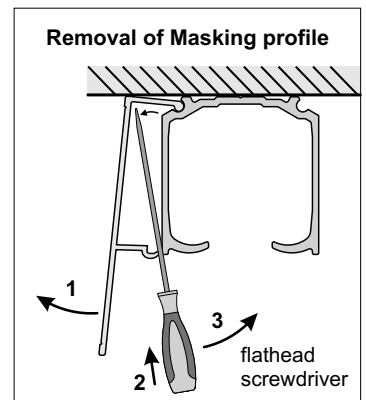
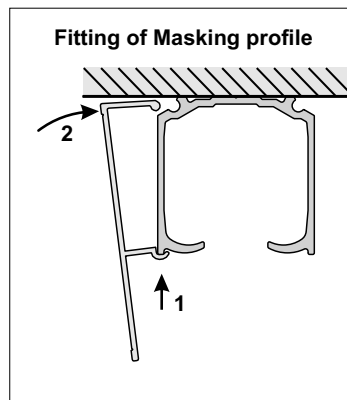
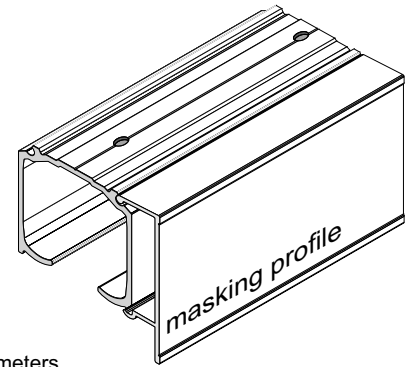
Length: 1.5 m, 2.0 m, 2.5 m, 3.0 m, 4.0 m, 6.0 m



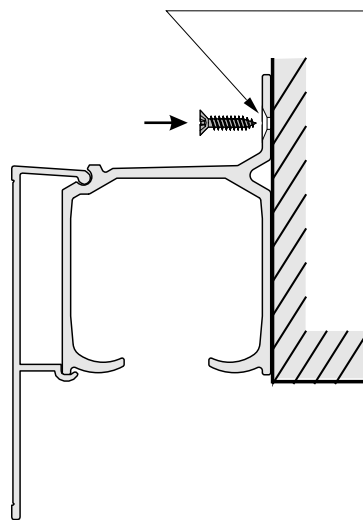
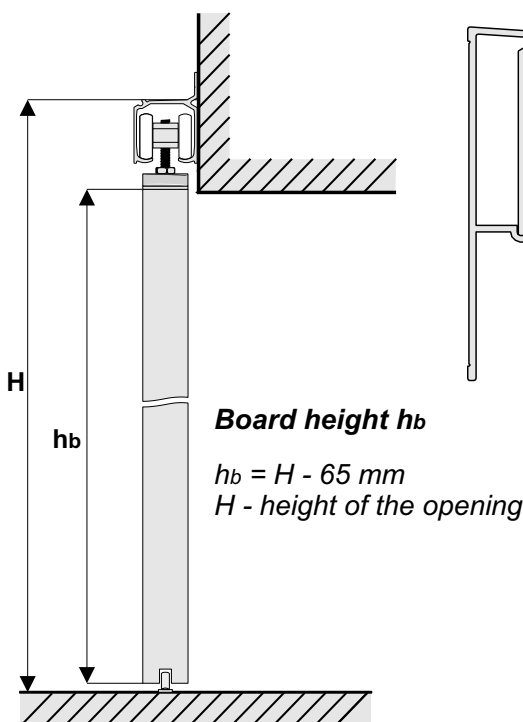
1. Track within the opening



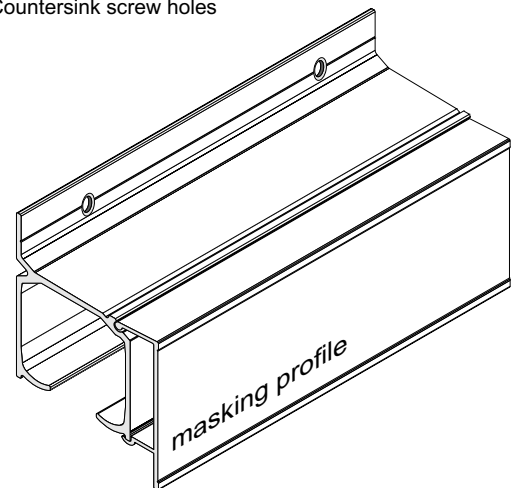
Opening diameters are dependent on screws or bolts used. Countersink screw holes



2. Track outside the opening

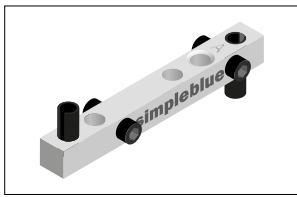


Opening diameters are dependent on screws or bolts used. Countersink screw holes



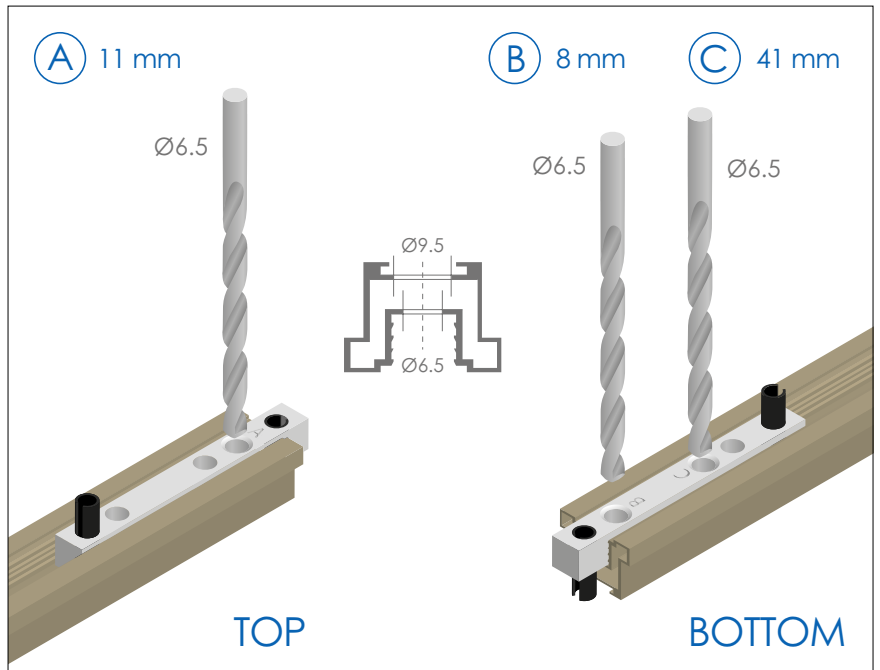
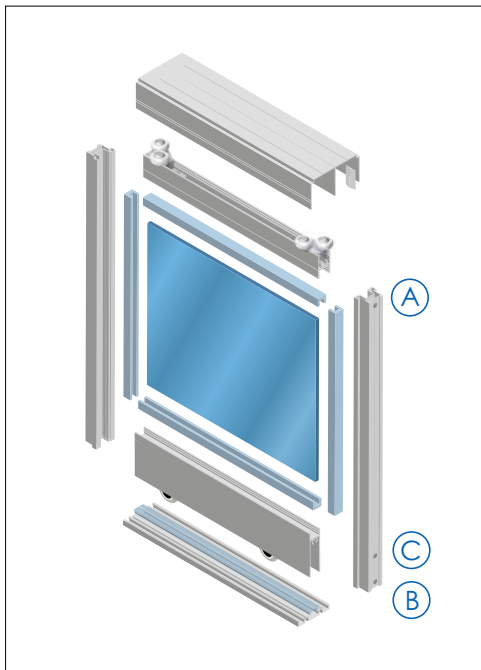
ATTENTION!

In cases that after track installation there will be no room, insert carriages before installation.

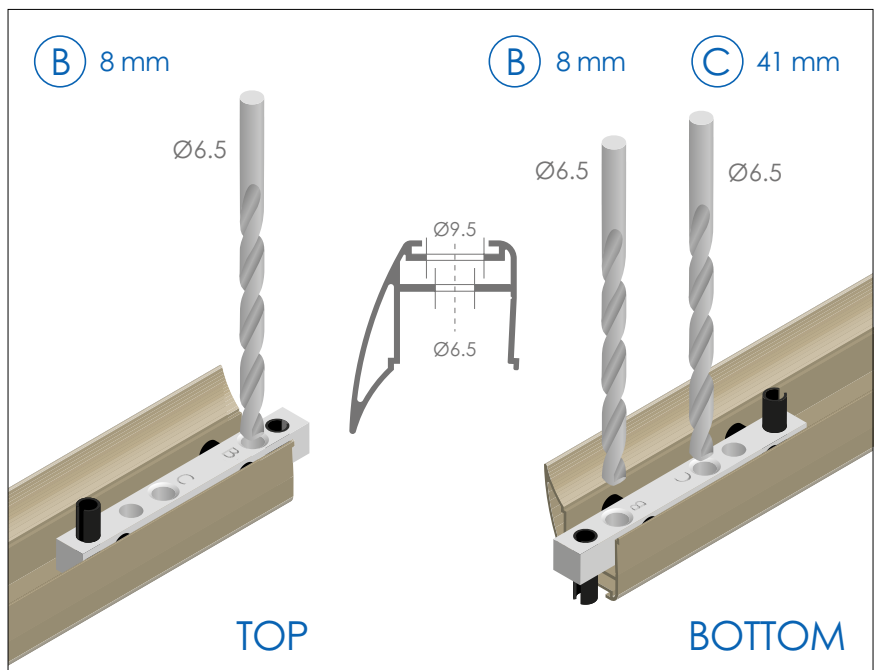
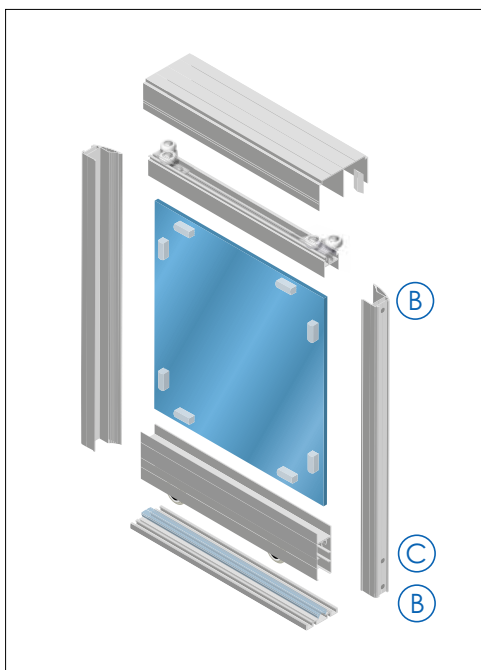



CODE	APPLICATION
20238	Thanks to the usage of threaded spacers, the drill jig can be used to drill assembly holes in vertical profiles for system SIMPLE 10 Frame as well as SIMPLE 18 Frame

simple 10 Frame



simple 18 Frame





CODE	APPLICATION
40265	Template for outlining the position of routed pocket for bottom carriage SIMPLE 18V Board in system SIMPLE 18 Board



CODE	APPLICATION
222803	For regulation of bottom carriage SIMPLE 18V Board in system SIMPLE 18 Board



CODE	APPLICATION	COLLECTIVE PACKAGING	NET PRICE
20375-BL	SIMPLE MINI 25 Universal (Set 2 pcs)	24	set
20296-BL	SIMPLE MINI 40 Universal (Set 2 pcs)	24	set

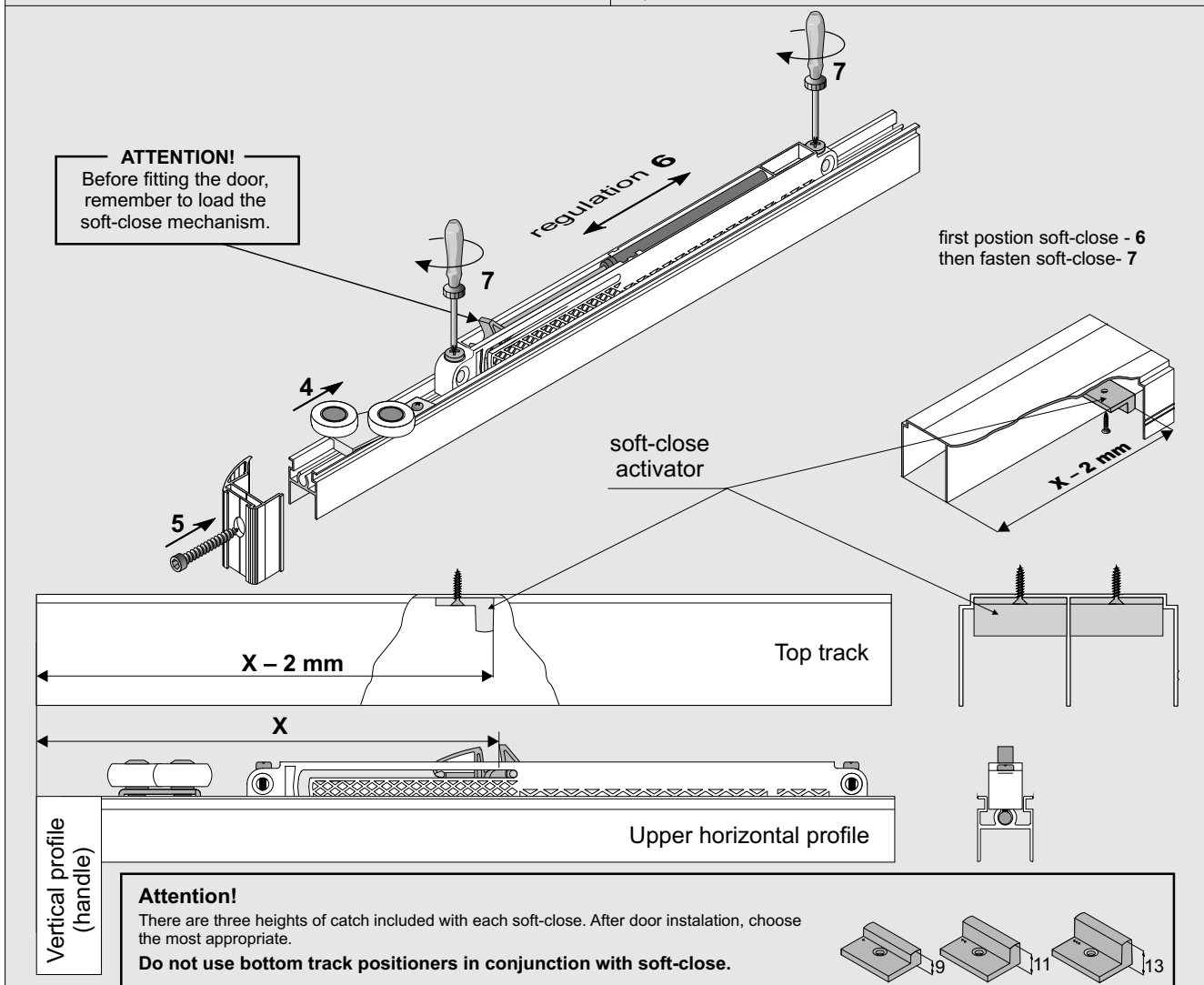
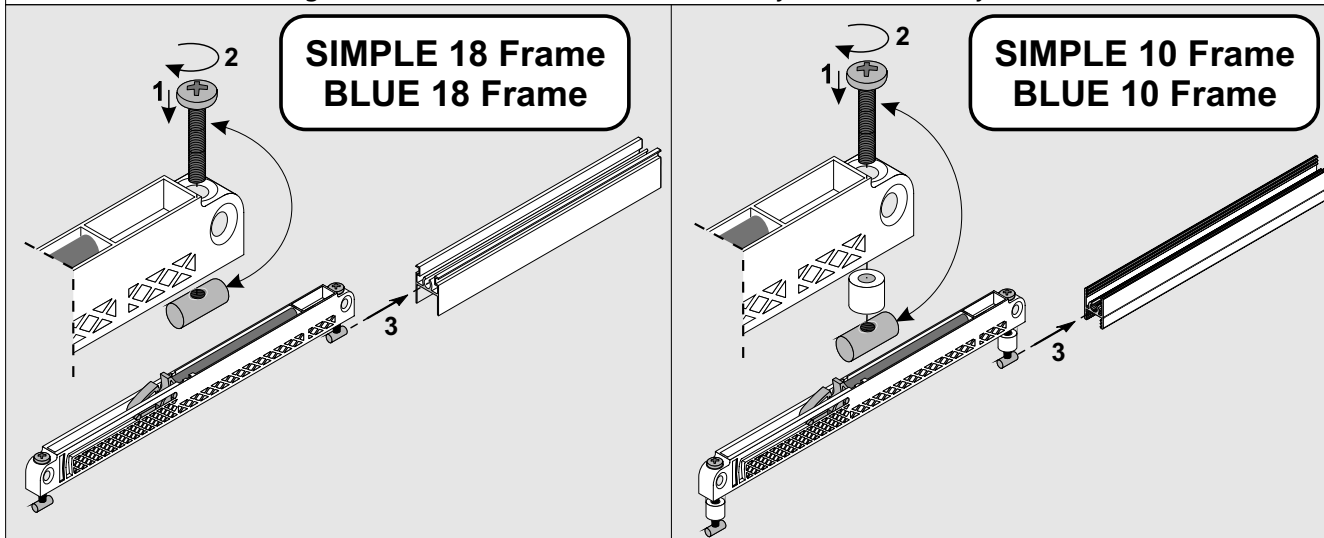


CODE	APPLICATION	COLLECTIVE PACKAGING	NET PRICE
20376-BL	SIMPLE CENTRAL 25 (Set 1 pc.)	24	set
20377-BL	SIMPLE CENTRAL 40 (Set 1 pc.)	24	set

**Assembly of soft-close mechanism with systems
SIMPLE 10 Frame, SIMPLE 18 Frame, BLUE 10 FRAME, BLUE 18 Frame**

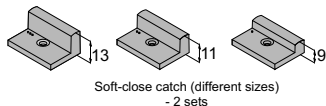
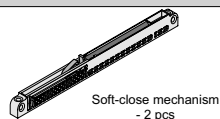
Warning!

When using SIMPLE MINI, the door height varies depending on the system used.
Door height calculations are available in each system's assembly instructions.



COMPONENTS

Soft-close for sliding doors **Simple MINI 25 (25 kg) & Simple MINI 40 (40 kg)**



- fastening pin - 4 pcs
- screw M 3 x 20 - 4 pcs
- screw M 3 x 25 - 4 pcs



- sleeve spacer - 4 pcs
- screw 3.5 x 40 - 4 pcs
- screw 3 x 16 - 2 pcs

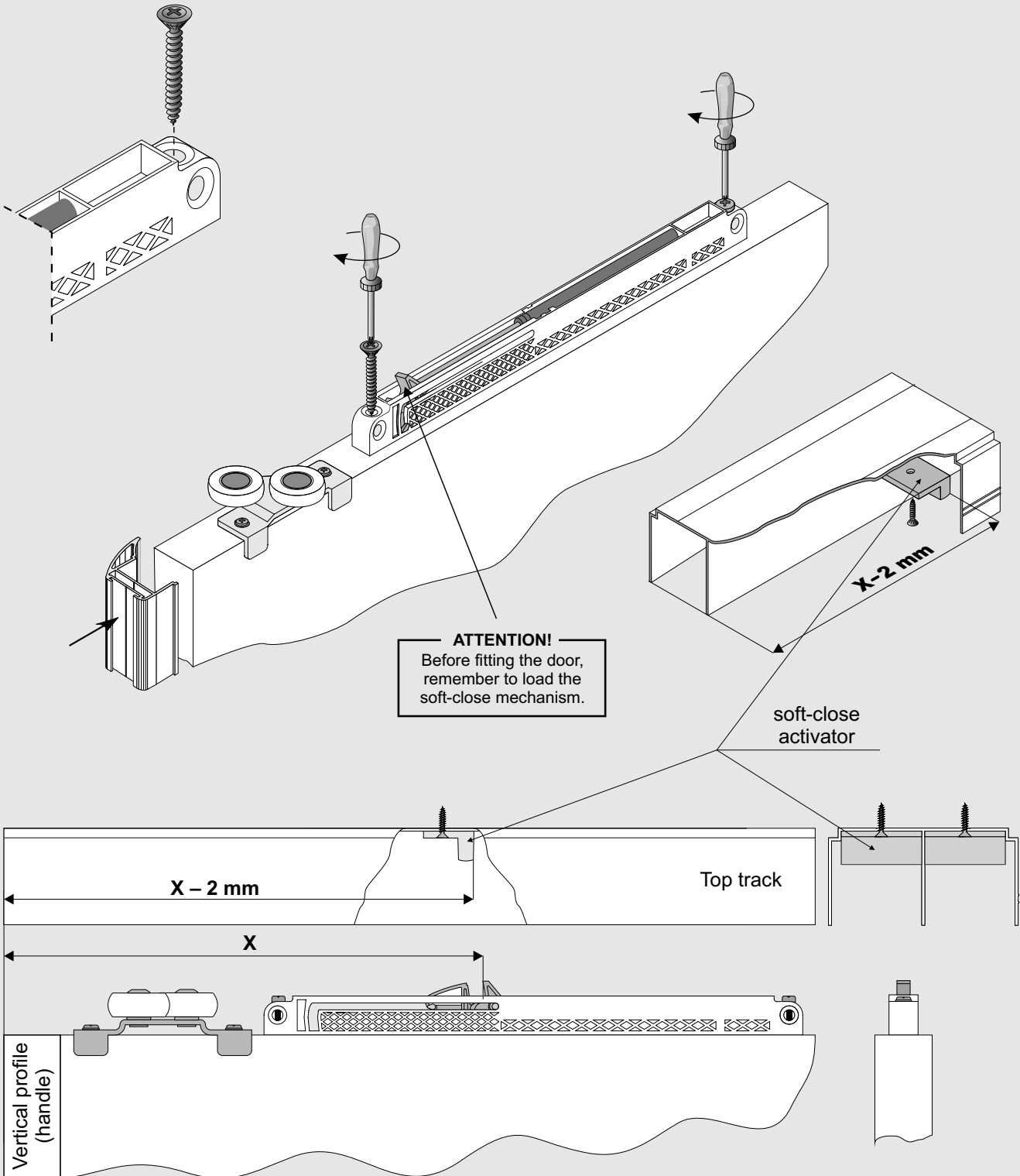


**Assembly of soft-close mechanism with systems
SIMPLE 18 Board, BLUE 18 Board**

Warning!

When using SIMPLE MINI, the door height varies depending on the system used.
Door height calculations are available in each system's assembly instructions.

**SIMPLE 18 Board
BLUE 18 Board**

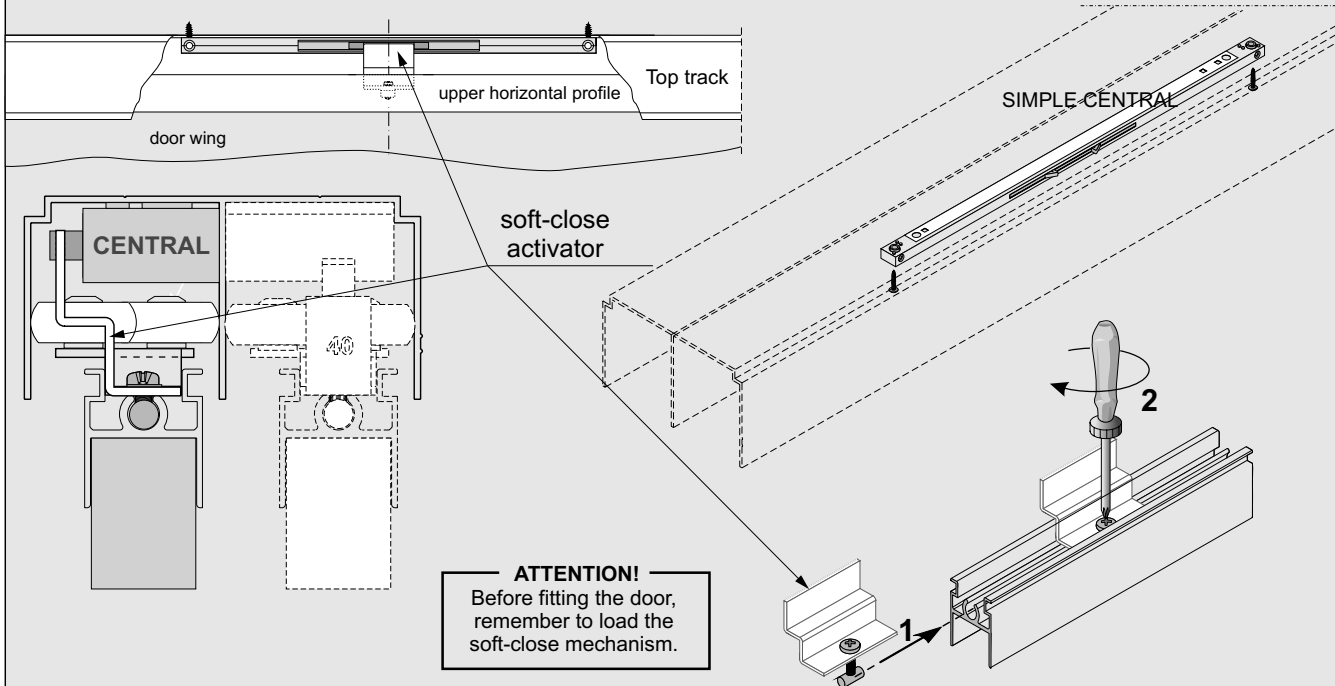


**Assembly of soft-close mechanism with systems
SIMPLE 18 Frame, SIMPLE 18 Board, BLUE 18 Frame, BLUE 18 Board**

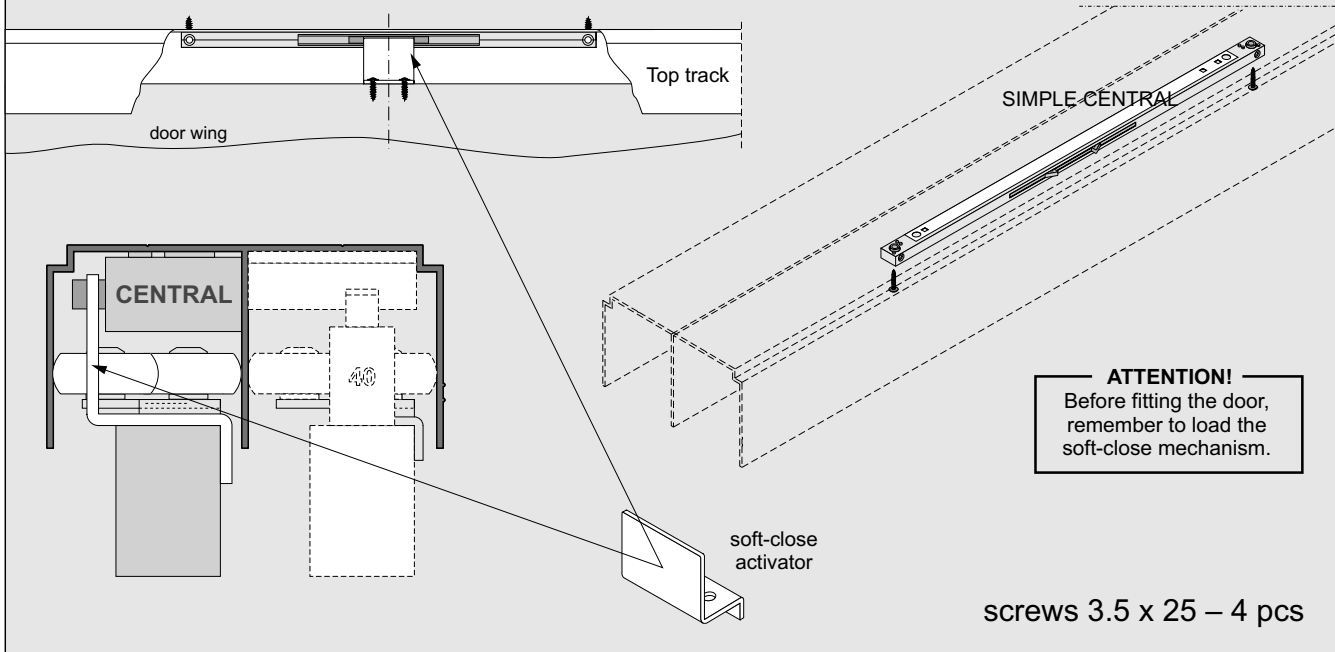
Warning!

When using SIMPLE CENTRAL, the door height varies depending on the system used.
Door height calculations are available in each system's assembly instructions.

SIMPLE 18 Frame, BLUE 18 Frame


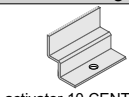






SIMPLE 18 Board, BLUE 18 Board



COMPONENTS

Soft-close for sliding doors **Simple CENTRAL 25 (25 kg) & Simple CENTRAL 40 (40 kg)**

			fastening pin - 1 pc.		screw M 3 x 8 - 1 pc.	
Soft-close mechanism - 1 pc.	activator 10 CENTRAL - 1 pc.	activator 18 CENTRAL - 1 pc.	spring washer 3 - 1 pc.		screw 3.5 x 25 - 4 pcs	